

2024-01-08

# Knowledge gaps in quantifying the climate change response of biological storage of carbon in the ocean (preprint)

Henson, SA

<https://pearl.plymouth.ac.uk/handle/10026.1/22482>

---

10.22541/essoar.170473205.55245231/v1

---

*All content in PEARL is protected by copyright law. Author manuscripts are made available in accordance with publisher policies. Please cite only the published version using the details provided on the item record or document. In the absence of an open licence (e.g. Creative Commons), permissions for further reuse of content should be sought from the publisher or author.*

1 **Knowledge gaps in quantifying the climate change response of biological storage of**  
2 **carbon in the ocean**

3 Stephanie Henson<sup>1\*</sup>, Chelsey A. Baker<sup>1</sup>, Paul Halloran<sup>2</sup>, Abigail McQuatters-Gollop<sup>3</sup>, Stuart  
4 Painter<sup>1</sup>, Alban Planchat<sup>4</sup>, Alessandro Tagliabue<sup>5</sup>

5

6 <sup>1</sup> National Oceanography Centre, European Way, Southampton, UK

7 <sup>2</sup> Faculty of Environment, Science and Economy, University of Exeter, Exeter, UK

8 <sup>3</sup> School of Biological and Marine Science, University of Plymouth, Plymouth, UK

9 <sup>4</sup> LMD-IPSL, CNRS, Ecole Normale Supérieure/PSL Res. Univ, Ecole Polytechnique,

10 Sorbonne Université, Paris, France

11 <sup>5</sup> School of Environmental Sciences, University of Liverpool, Liverpool, UK

12 \* Corresponding author: [s.henson@noc.ac.uk](mailto:s.henson@noc.ac.uk)

13

14 **Key Points:**

- 15 • Key processes needed to improve projections of the response of ocean carbon storage  
16 to climate change identified
- 17 • Three themes are addressed: net primary production, interior respiration, and biological  
18 contributions to alkalinity
- 19 • An expert assessment and community survey used to rank processes according to  
20 importance and uncertainty levels

21

22 **Abstract:**

23 The ocean is responsible for taking up approximately 25% of anthropogenic CO<sub>2</sub> emissions  
24 and stores >50 times more carbon than the atmosphere. Biological processes in the ocean play  
25 a key role, maintaining atmospheric CO<sub>2</sub> levels approximately 200 ppm lower than they would  
26 otherwise be. The ocean's ability to take up and store CO<sub>2</sub> is sensitive to climate change,  
27 however the key biological processes that contribute to ocean carbon storage are uncertain, as  
28 are how those processes will respond to, and feedback on, climate change. As a result,  
29 biogeochemical models vary widely in their representation of relevant processes, driving large  
30 uncertainties in the projections of future ocean carbon storage. This review identifies key  
31 biological processes that affect how ocean carbon storage may change in the future in three  
32 thematic areas: biological contributions to alkalinity, net primary production, and interior  
33 respiration. We undertook a review of the existing literature to identify processes with high  
34 importance in influencing the future biologically-mediated storage of carbon in the ocean, and  
35 prioritised processes on the basis of both an expert assessment and a community survey. Highly  
36 ranked processes in both the expert assessment and survey were: for alkalinity – high level  
37 understanding of calcium carbonate production; for primary production – resource limitation  
38 of growth, zooplankton processes and phytoplankton loss processes; for respiration – microbial  
39 solubilisation, particle characteristics and particle type. The analysis presented here is designed  
40 to support future field or laboratory experiments targeting new process understanding, and  
41 modelling efforts aimed at undertaking biogeochemical model development.

42

43 **1. Introduction:**

44 Biological processes contribute significantly to oceanic storage of CO<sub>2</sub> by maintaining  
45 a lower concentration of carbon in the surface than in the deep ocean. However, how biological  
46 processes will respond to climate change and the subsequent feedbacks to ocean carbon storage  
47 are poorly known. As a consequence, the IPCC Assessment Report 6 Working Group I report  
48 (Canadell et al., 2021) concluded with high confidence that climate change will result in  
49 alterations to the magnitude and efficiency of biological contributions to carbon storage, but  
50 that there is low confidence in the magnitude or even sign of these biological feedbacks. This  
51 level of uncertainty is reflected in the discrepancies between observation and model based  
52 estimates of ocean carbon storage (e.g. Friedlingstein et al., 2022), part of which may be due  
53 to poorly represented biological processes. As the contribution of biological processes to ocean  
54 CO<sub>2</sub> uptake and storage is expected to gain greater importance with continued climate change  
55 (Hauck et al., 2015), improving model representation of these processes (which requires

56 improved observational constraints) is essential. Major knowledge gaps result from the number  
57 and complexity of processes involved in biological carbon storage and a lack of observations  
58 with which they can be constrained. This lack of data limits both the fundamental  
59 understanding of relevant processes, and the development and validation of biogeochemical  
60 models as the data are rarely available on the large spatial and long temporal timescales  
61 required. The availability of robust model parameterisations is thus limited, resulting in a lack  
62 of consensus among climate models on which biological processes should be included (or  
63 excluded), and hence significant uncertainty in the magnitude and sign of biological feedbacks  
64 to climate change. However, even if sufficient data to build a parsimonious and mechanistic  
65 parameterisation of every possible process existed, it is not likely to be feasible to include them  
66 all in coupled climate model experiments due to computational constraints. In the context of  
67 climate modelling, there is therefore a need to prioritise key processes which: a) are significant  
68 contributors to biological carbon storage and/or its climate feedback, b) have the potential (with  
69 appropriate fieldwork, lab experiments or data syntheses) to generate sufficient data to act as  
70 robust model constraints and/or develop new parameterisations suitable for inclusion in Earth  
71 System Models (ESMs), c) are computationally tractable (i.e. the process can be incorporated  
72 in a model without a prohibitive computational cost), and d) are relevant on the centennial,  
73 global scale of IPCC-class climate models.

74

75 Here, we identify major knowledge gaps in relation to biological processes that have  
76 an influence on determining the future biologically-mediated storage of carbon in the ocean.  
77 We focus on 3 ‘Challenges’ that were pre-defined by the BIO-Carbon programme ([https://bio-](https://bio-carbon.ac.uk/)  
78 [carbon.ac.uk/](https://bio-carbon.ac.uk/)). Critical areas regarding the role played by biological processes in the ocean  
79 carbon cycle include their contributions to alkalinity, their net production of organic carbon  
80 pools via primary production and how interior respiration modulates the transfer of organic  
81 carbon through the ocean interior. These issues represent areas where there is little to no  
82 consensus in existing ESMs and strong potential for emergent feedbacks in a changing climate,  
83 linking into strategic priorities of the World Climate Research Programme. Below we expand  
84 on the three key challenges in more detail. The framework for assessment detailed here could  
85 equally be applied to other aspects of the marine carbon cycle in the future.

86

### 87 *1.1: Challenge 1 - Biological contributions to alkalinity*

88 Air-sea CO<sub>2</sub> exchange enables seawater CO<sub>2</sub> concentrations to maintain equilibrium  
89 with atmospheric CO<sub>2</sub> concentrations. The alkalinity of seawater is a key chemical determinant

90 of the proportion of the dissolved inorganic carbon (DIC) in seawater that exists as CO<sub>2</sub>.  
91 Alkalinity is therefore the primary control on how much DIC seawater can hold. A mechanistic  
92 understanding of all of the biogeochemical processes leading to changes in surface alkalinity  
93 is lacking (Middelburg et al., 2020). ESMs therefore simplify and/or ignore potentially relevant  
94 processes, resulting in the failure of models to capture observed surface alkalinity in key CO<sub>2</sub>  
95 sink regions (Lebehot et al., 2019). This results in a significant overestimation of contemporary  
96 surface ocean CO<sub>2</sub> trends in the Atlantic (by 20-40%) and is therefore likely to impact 21<sup>st</sup>  
97 century projections of ocean CO<sub>2</sub> uptake (Lebehot et al., 2019). There is a great diversity in  
98 how ESMs represent alkalinity and the main driver of its vertical gradient in the ocean, the  
99 carbonate pump (Planchat, Kwiatkowski, et al., 2023). In particular, few ESMs consider  
100 aragonite in addition to calcite, and none of them represent benthic calcifiers. The spatial  
101 distribution of CaCO<sub>3</sub> export at 100 m depth also varies greatly between ESMs. Finally, there  
102 is substantial divergence between models in the way CaCO<sub>3</sub> dissolution is influenced by the  
103 saturation state, which is projected to decrease over the course of the century (Canadell et al.,  
104 2021). Importantly, there are also limited representations of the dependency of CaCO<sub>3</sub>  
105 production on the saturation state, despite evidence suggesting it has a significant impact on  
106 surface alkalinity projections (Planchat, Bopp, et al., 2023). Although the surface distribution  
107 and mean global profile of alkalinity improved between CMIP5 and CMIP6 (i.e. over the last  
108 ~ 10 years of climate model development), predominantly due to an increase in the strength of  
109 the carbonate pump, this is likely to have little effect on the magnitude of the projected ocean  
110 carbon sink due to negligible changes in the Revelle factor (Planchat, Kwiatkowski, et al.,  
111 2023).

112

113 The surface concentration of alkalinity is modified by surface freshwater fluxes and/or  
114 processes that redistribute alkalinity vertically within the water column (Millero, 2007).  
115 Alkalinity is removed from and returned to seawater through redox reactions (e.g. nitrification),  
116 and formation and dissolution of carbonate minerals. Vertical structure in alkalinity is  
117 generated through the formation, sinking and remineralisation of organic matter and  
118 particularly biological carbonates (e.g. plankton ‘shells’). The diversity of processes which  
119 contribute to the vertical redistribution of alkalinity, and the complexity of the associated  
120 ecosystem functions, result in ESMs excluding all but the most well-understood processes. For  
121 example, ESMs tend to: a) assume all calcium carbonate is produced with a pure calcite  
122 mineralogy (Yool et al., 2013), b) that its production is in a fixed ratio with one or more  
123 (typically non-calcifying) phytoplankton types (Collins et al., 2011), or as a function of

124 temperature or latitude, and c) the dissolution of calcite is governed purely by overly simplified  
125 seawater thermodynamics (Yool et al., 2013). In practice, open ocean carbonates are produced  
126 with a range of chemistries and crystalline structures (e.g. aragonite, calcite and high Mg-  
127 calcite; Salter et al., 2017), by organisms ranging from pelagic calcifiers (plankton and fish) to  
128 benthic calcifiers (e.g. corals, bivalves and gastropods). The range of carbonate minerals and  
129 structures affects the CaCO<sub>3</sub> distribution, morphology, export pathways and sinking speeds.  
130 Carbonates are also dissolved in microenvironments ranging from the guts of grazers to  
131 sediment pore-waters (White et al., 2018), and are also found in sinking aggregates containing  
132 organic matter (Subhas et al., 2022).

133

### 134 *1.2: Challenge 2 - Net primary production (NPP)*

135 Current ESMs disagree markedly on the magnitude of contemporary NPP and  
136 projections do not agree on even the sign of global NPP changes by the end of the century  
137 (Figure 1; CMIP6 models, SSP5-8.5 scenario). Inter-model uncertainty in CMIP6 projections  
138 has actually increased since the previous generation of CMIP5 models, especially at regional  
139 scales (Kwiatkowski et al., 2020; Tagliabue et al., 2021). Uncertainty in NPP projections across  
140 CMIP6 models results from a combination of factors regulating both resource limitation of  
141 phytoplankton growth and the loss processes that control phytoplankton standing stocks  
142 (Laufkötter et al., 2015). Both components can vary as a function of the different phytoplankton  
143 functional types included in models. Moreover, due to the simple parameterisations, it is  
144 unlikely that the inter-model uncertainty across CMIP6 models represents the true uncertainty  
145 in both contemporary or future NPP (Tagliabue et al., 2021). Despite progress, we lack a critical  
146 appraisal of how inter-model differences and missing processes contribute to uncertainty in  
147 NPP projections.

148

149 Projections of future changes in NPP depend strongly on the way in which models  
150 represent the physiology and metabolism of plankton and changes to nutrient supply.  
151 Differences in how models parameterise phytoplankton nutrient limitation and resource  
152 demands, as well as zooplankton recycling that can amplify or dampen mixing-driven nutrient  
153 supply, are a key determinant of inter-model variability (Laufkötter et al., 2015; Tagliabue et  
154 al., 2021). For instance, in some regions small changes to nutrient uptake assumptions can alter  
155 the sign of NPP change (Tagliabue et al., 2020). Also important are differences across models  
156 in external nutrient input pathways and their sensitivity to change, e.g. aerosols (Yool et al.,  
157 2021), ice sheets (Kwiatkowski et al., 2019), land-ocean river fluxes (Terhaar et al., 2019) and

158 whether anthropogenic nutrient inputs are included (Yamamoto et al., 2022). An emerging  
159 source of inter-model uncertainty is the response of marine N<sub>2</sub> fixers, which can respond to  
160 climate changes more rapidly than primary producers and, because they also represent a source  
161 of new nitrogen, contribute to driving trends in NPP (Bopp et al., 2021; Wrightson &  
162 Tagliabue, 2020). Lastly, we lack sufficient understanding of the role of plankton diversity,  
163 acclimation or adaptation, and response to multiple concurrent drivers, to develop  
164 parameterisations appropriate for inclusion in ESMs (Boyd et al., 2018; Martiny et al., 2022).

165

### 166 *1.3: Challenge 3 - Interior respiration*

167 Climate models vary widely in their parameterisation of processes responsible for  
168 particle formation and respiration, resulting in high uncertainty in future projections of  
169 particulate organic carbon (POC) flux. Current model projections do not even agree on the sign  
170 of change in POC export from the upper ocean by 2100 (Figure 1), with models disagreeing on  
171 whether export will increase or decrease over 84% of the ocean (CMIP6, SSP5-8.5; Henson et  
172 al., 2022). Uncertainty in model projections of export has actually increased since the previous  
173 generation of CMIP5 models (Laufkötter et al., 2016). Preliminary assessment of POC flux to  
174 1000m in CMIP6 models suggests a similar level of inter-model disagreement for both deep  
175 fluxes and the transfer efficiency (POC flux at 1000m/POC flux at 100m), a measure of the  
176 efficiency of the biological carbon pump (Figure 1; Wilson et al., 2022).

177

178 Factors altering the efficiency and functioning of interior respiration include those due  
179 to altered microbial, phytoplankton and zooplankton community structure (Fu et al., 2016),  
180 which alters both the magnitude of POC export from the upper ocean and the type of sinking  
181 material produced. A reduction in the viability of calcifying organisms due to ocean  
182 acidification may affect biological carbon pump efficiency by reducing the amount of material  
183 available to ballast POC (Matear & Lenton, 2014). Other climate effects such as warming and  
184 changing nutrient availability could result in alterations to the magnitude and efficiency of the  
185 biological carbon pump via changes in phytoplankton community composition (Cabré et al.,  
186 2015), which potentially alters particle composition and size, respiration rate and  
187 aggregation/fragmentation of sinking particles. Variable organic matter stoichiometry may  
188 increase the amount of carbon stored via biological processes relative to the amount of NPP,  
189 and so fixed stoichiometry models (as typically used in CMIP6) may underestimate ocean  
190 carbon uptake (Kwiatkowski et al., 2018). Additionally, higher water temperatures will tend to  
191 increase organismal metabolic rates, more so for respiration than for NPP (Boscolo-Galazzo et

192 al., 2018; Cavan et al., 2019). Resolving uncertainties in future projections of interior  
193 respiration is critical, as any increase in respiration would shoal the depth to which organic  
194 carbon penetrates into the deep ocean, which would tend to create a positive feedback between  
195 respiration and atmospheric CO<sub>2</sub> concentration (Kwon et al., 2009; Segschneider & Bendtsen,  
196 2013), and vice versa.

197

#### 198 *1.4: Project aims*

199 The aim of this work is to identify major knowledge gaps in relation to biological  
200 processes that have an influence on determining the future biologically-mediated storage of  
201 carbon in the ocean within the 3 ‘Challenges’. We prioritised these knowledge gaps through  
202 both an expert assessment of the literature conducted by the project team (which consists of  
203 the authors of this paper) and an international community-wide survey. Finally, we compare  
204 the results of both assessments and speculate how to overcome barriers to inclusion of key  
205 processes in ESMs.

206

#### 207 **2. Methods:**

208 We followed a similar framework as an earlier gap analysis focused on export fluxes  
209 (Henson et al., 2022). In this project, we assessed processes in the 3 Challenge themes  
210 described above and extended the reach of our assessment by incorporating an international  
211 community survey. Our initial task was to undertake a literature review to identify published  
212 articles describing (ideally quantitatively) the significance of a particular biological process or  
213 processes on ocean carbon storage. We reviewed papers that used observations, experimental  
214 work, and/or modelling approaches, and papers that focused both on contemporary conditions  
215 and the response to future climate change. In total, we reviewed 193 papers and collated  
216 information regarding the importance and uncertainty in each process into extensive evidence  
217 tables (Supplementary Tables S1-S3).

218

219 On the basis of the literature review, we sorted the identified processes into groups.  
220 This was necessary to reduce the number of possible process categories to ~ 15 per Challenge.  
221 Each process group may encompass several sub-processes. For example, within the primary  
222 production Challenge, we identified a group of processes that we term ‘Resource limitation of  
223 growth’. This includes limitation by all the major macronutrients, i.e. nitrate, phosphate and  
224 silicate, although we recognise that the supply mechanisms of, and NPP response to, different  
225 nutrients may differ. These groupings were necessary to assist both with our expert assessment



226 and the community survey. Greater than 15 categories would have made the survey design and  
227 analysis difficult, as well as made the survey so long as to be off-putting to respondents. The  
228 process categories within each Challenge, and the short descriptive text used in the survey to  
229 clarify what each category encompasses, are given in Tables 1-3.

230

231 The expert assessment of the identified processes was undertaken by the authors of this  
232 study. We assessed each process for its ‘Importance’ and ‘Uncertainty’ and assigned each a  
233 low, medium or high rating. We defined Importance as a process having a  
234 substantial/moderate/weak (for high/medium/low rating) influence on determining the future  
235 biologically-mediated storage of carbon in the ocean. We defined Uncertainty as a process  
236 having minimal/some/strong (for high/medium/low rating) supporting evidence, and  
237 additionally contrasting evidence with no consensus reached by the scientific community (high  
238 uncertainty), or no clear consensus reached by the scientific community (medium uncertainty),  
239 or consensus has been reached by the community (low uncertainty).

240

241 For the expert assessment, each member of the project team evaluated the evidence  
242 gathered from the literature review and independently assigned an Importance and Uncertainty  
243 rating to each process, based on the presented evidence (Supplementary Tables S1-S3). After  
244 the results had been compiled, we met to discuss our individual results and reach consensus on  
245 the final ratings, focusing our discussions primarily on those processes for which there was  
246 disagreement.

247

### 248 *2.1: Community survey development, data collection and analysis*

249 To obtain a broad sample of responses, a questionnaire was developed in English (the  
250 full survey is provided in Supplementary Text S1). The survey was distributed in autumn 2022  
251 using social media and through the authors’ professional and personal networks, resulting in  
252 120 complete responses. Quantitative data were analysed in R v4.1.0 using the Tidyverse  
253 collection of packages (Wickham et al., 2019). Likert data were analysed using the ‘Likert’  
254 function from the Likert package in R; no importance weightings were assigned to questions.

255

256 Section A of the survey collected demographic information (age, gender identity, education,  
257 location). Section B gathered information about respondents’ scientific expertise (area of  
258 expertise, career stage, length of time in oceanography). The remainder of the questionnaire  
259 captured respondents’ views on the key processes for the 3 Challenges of net primary

260 production, interior respiration and biological contributions to alkalinity. These were defined  
261 to participants as “Net Primary Productivity is the net rate at which marine life converts  
262 dissolved CO<sub>2</sub> into organic carbon”, “Interior respiration refers to the biological processes  
263 controlling the conversion of organic carbon contained in non-living material into inorganic  
264 carbon” and “Biological contributions to alkalinity are the inputs and range of natural  
265 biological processes that act to alter seawater alkalinity”. The aim of the survey was to rank  
266 those processes which, if included in global climate models, could potentially decrease  
267 uncertainty in projections of future ocean carbon storage. Respondents had the option to skip  
268 any questions in any Challenge that they felt were outside their area of expertise. Respondents  
269 were asked to choose and rank the top 3 processes they thought had an important influence on  
270 determining the future biologically-mediated storage of carbon in the ocean associated with  
271 each of the 3 Challenges. The topic of each Challenge was first defined before respondents  
272 were asked about their level of expertise (high/moderate/some/little/no expertise) in each  
273 Challenge area. Respondents could choose not to complete the process selection for a particular  
274 Challenge. They were then asked their opinion on the importance of the Challenge, using a 5-  
275 point Likert scale. Respondents were asked to rank, in order of importance, their top three  
276 processes. Respondents were informed that “importance” in the context of the survey meant  
277 how significant the process was likely to be for determining the future biologically-mediated  
278 storage of carbon in the ocean. Respondents were also reminded that the focus for this survey  
279 was the global and centennial scales relevant to coupled climate models. Anonymised survey  
280 results are available in Data Set S1.

281

282 Ethics Statement: All respondents completed the survey themselves and gave their  
283 permission to use the results. Individuals were not identifiable from the data provided. The  
284 survey described in this paper was reviewed and approved by the University of Plymouth  
285 Science and Engineering Research Ethics Committee.

286

### 287 **3. Results:**

288 The importance and uncertainty ratings assigned to each process by the expert  
289 assessment are given in Tables 1-3, with the evidence supporting these assessments in  
290 Supplementary Tables S1-S3. In the following sections, we briefly discuss the rationale for  
291 identifying processes as having ‘high’ importance. We do not provide details in the main text  
292 of the rationale for identifying processes as having medium or low importance, but the  
293 supporting evidence is given in Supplementary Tables S1-S3. Note that ‘high’ importance in

294 this study indicates that there is strong evidence for a particular process's importance in ocean  
295 carbon storage. This implies that processes or fields of research which have been understudied  
296 are therefore likely to present fewer topics rated as high importance.

297

### 298 *3.1: Biological contributions to alkalinity - expert assessment*

299 Of the 15 shortlisted processes considered significant for biological contributions to  
300 alkalinity, two were ranked as having high importance based on the available evidence: high  
301 level understanding of calcium carbonate production and rain ratio.

302

303 *High level understanding of calcium carbonate production* refers to the amount and  
304 distribution of biological CaCO<sub>3</sub> production and its sensitivity to climate change. A change in  
305 calcification induces a surface alkalinity and DIC anomaly in a 2:1 ratio and thus has a direct  
306 consequence on the air-sea carbon flux and ocean buffer capacity. However, although  
307 projections of this anomaly are generated by ESMs (Planchat, Kwiatkowski, et al., 2023), it is  
308 difficult to verify the projected change over the observational era due to the small amplitude  
309 of the alkalinity anomaly (Ilyina et al., 2009), and the overprinting of any biological alkalinity  
310 signals by changes driven by alterations to the water-cycle. Furthermore, the impacts of climate  
311 change and ocean acidification on calcifiers are likely to be highly region- and taxa-dependent,  
312 due to the spatial heterogeneity in environmental stressors (e.g. with respect to acidification;  
313 Orr et al., 2005) and the heterogeneity in sensitivity of calcifiers to these changes (e.g. Leung  
314 et al., 2022; Seifert et al., 2020). For example, increased light availability in the polar regions  
315 could favour calcification by coccolithophores, while shoaling of the saturation horizons could  
316 threaten pteropods or cold-water corals (Leung et al., 2022; Orr et al., 2005). In the tropics,  
317 increased temperature could significantly impact warm-water corals through bleaching events  
318 (Bindoff et al., 2019). It should be noted that although calcification induces biological carbon  
319 storage, via sinking of particulate inorganic carbon (PIC) to the interior ocean, it also induces  
320 outgassing of CO<sub>2</sub> from the ocean surface, due to the imbalance in carbonate chemistry that it  
321 causes.

322

323 *Rain ratio* is the ratio between the export of PIC and POC. Assessing changes in this  
324 ratio in response to climate change and ocean acidification is central to estimating the overall  
325 impact of biology on alkalinity and DIC in the ocean's surface layer. The rain ratio anomaly  
326 can be used to estimate biologically-mediated changes in surface carbonate chemistry, and  
327 hence in air-sea carbon flux (Humphreys et al., 2018), as well as, in the longer term, the ocean's

328 buffer capacity in the face of rising atmospheric CO<sub>2</sub> concentration (Zeebe & Wolf-Gladrow,  
329 2001). Although the future trend in POC export remains uncertain in ESM projections, most  
330 models show a decrease (Henson et al., 2022) by 2100; however the sign of change in the  
331 projected PIC export is more uncertain, driving divergent rain ratio anomalies in projections  
332 (Planchat, Bopp, et al., 2023).

333

### 334 *3.2: Net primary production - expert assessment*

335 Of the 15 shortlisted processes considered significant for NPP, four were ranked as  
336 having high importance for reducing uncertainty in future model projections based on the  
337 available evidence. These were: resource limitation of growth, phytoplankton loss processes,  
338 nitrogen fixation and zooplankton processes.

339

340 *Resource limitation of growth* was the top ranked process due to its central and well  
341 understood role as a bottom-up driver of oceanic primary production. Within this process  
342 grouping, we identified phytoplankton growth limitation by macronutrients, micronutrients, or  
343 light, or co-limitation of growth by multiple nutrients and light, and the role of inorganic and  
344 organic nutrient limitation as being of particular importance. There is a rich body of  
345 observational literature supporting these forms of growth limitation and whilst most ESMs  
346 currently represent macronutrient, light and micronutrient (e.g. iron) limitation to varying  
347 extents, there are nuances to these relationships that require refinement and development in  
348 order to improve confidence in model projections (Laufkötter et al., 2015; Steinacher et al.,  
349 2010; Tagliabue et al., 2020).

350

351 *Phytoplankton loss processes*, including mortality and zooplankton grazing, were also  
352 considered to be of high importance as they modulate the standing stocks of primary producers,  
353 and models tend to derive NPP rates as the product of resource-limited growth and standing  
354 stocks (Bindoff et al., 2019). Under the simplest scenario, grazing or mortality rates that are set  
355 too high act to depress NPP, whereas when rates are too low NPP may be higher than  
356 observational estimates. On regional scales, recent inter-model comparisons demonstrate that  
357 the representation of zooplankton grazing can significantly alter the balance between  
358 production and grazing in low latitude regions, particularly in response to thermal changes  
359 (Laufkötter et al., 2015). Viral mortality is also increasingly recognised as a key factor with the  
360 potential to control bloom formation and termination, yet viruses remain poorly described in  
361 marine ecosystem models and are largely absent in ESMs (Flynn et al., 2021).

362

363 *Nitrogen fixation* is a globally significant source of new nitrogen to the ocean that may  
364 compensate for the expected decline in nitrate availability due to increasing stratification in a  
365 warmer ocean (Bindoff et al., 2019). However, the role of nitrogen fixation in aiding the  
366 biological storage of carbon in the ocean in the context of a changing climate remains unclear  
367 (Bopp et al., 2022). Modelling studies that have demonstrated significant differences in model  
368 estimates of NPP when nitrogen fixation is included or excluded indicate a crucial role for this  
369 process in centennial-scale projections of ocean productivity (Bopp et al., 2022; Tagliabue et  
370 al., 2021; Wrightson & Tagliabue, 2020). Furthermore, recent observational studies have  
371 greatly expanded the known geographic range and taxonomic identities of diazotrophic  
372 organisms in the ocean (e.g. Sipler et al., 2017). Overall it is clear that nitrogen fixation will  
373 likely play an important role in future projections of NPP change (Bopp et al., 2022; Paulsen  
374 et al., 2017; Wrightson & Tagliabue, 2020), also there remains substantial uncertainty  
375 associated with the climate response of different groups of nitrogen fixers and their  
376 physiological feedbacks in a changing climate (Wrightson et al., 2022).

377

378 *Zooplankton processes* was also a highly ranked category, with this grouping including  
379 specific processes such as rates of zooplankton growth, respiration and grazing, and also the  
380 role zooplankton play in nutrient recycling. Zooplankton are a critical component of the ocean  
381 food web and it is already recognised that improved representation of zooplankton in ESMs  
382 will likely improve estimates of carbon cycling (e.g. Petrik et al., 2022). Furthermore, increased  
383 uncertainties in NPP projections may arise due to inter-model differences in the  
384 parameterisation of grazing rates, particularly their response to temperature changes (Tagliabue  
385 et al., 2021). With regards to nutrient excretion, mesozooplankton nutrient regeneration may  
386 provide a significant fraction of the total phytoplankton and bacterial production requirements  
387 (Hernández-León et al., 2008), but the response of nutrient regeneration rates to a changing  
388 climate can also vary markedly (Richon & Tagliabue, 2021).

389

### 390 *3.3: Interior respiration - expert assessment*

391 For interior respiration we concluded that, of the 15 processes assessed, 6 of them had  
392 high importance based on the available evidence: biotic fragmentation, aggregation,  
393 preferential remineralisation, microbial solubilisation, particle characteristics and particle type.

394

395           *Biotic fragmentation* refers to the breaking-up of particles into smaller pieces,  
396 predominantly via zooplankton flux feeding or swimming. Fragmentation is likely to be highly  
397 significant in controlling flux attenuation, with recent estimates finding that, at least during  
398 high flux events, fragmentation contributes ~ 50% of flux loss in the mesopelagic (Briggs et  
399 al., 2020), although this study was unable to distinguish between biotic and abiotic (via  
400 turbulence or shear) fragmentation. The swimming action of Euphausiids readily fragments  
401 particles and at typical abundances they could interact with 50-100% of particles in the upper  
402 100m of the ocean (Dilling & Alldredge, 2000; Goldthwait et al., 2004). Alternatively (or  
403 additionally) fragmentation may occur as a consequence of flux-feeding whereby zooplankton  
404 consume marine aggregates or fecal pellets and in the process break off small fragments of the  
405 particle, either unintentionally (sloppy feeding; Lampert, 1978) or deliberately to increase the  
406 nutritional content of particles for subsequent ingestion (microbial gardening; Mayor et al.,  
407 2014). In a modelling study, particle fragmentation by small copepods was predicted to account  
408 for ~ 80% of the flux attenuation of fast sinking particles (Mayor et al., 2020).

409

410           *Aggregation* refers to the formation of larger particles from smaller ones which can be  
411 mediated by sticky exudates that increase the success rate of collisions. As single cells are  
412 rarely sufficiently large or dense to sink independently, aggregation must take place in the  
413 upper epipelagic or mesopelagic to account for the presence of phytoplankton material in deep  
414 sediment traps (Durkin et al., 2021). Observation and model-based studies have concluded that  
415 aggregation is an essential precursor to large flux events (Gehlen et al., 2006; Jackson, 2005;  
416 Martin et al., 2011). Aggregation has been shown to occur by the production of transparent  
417 exopolymer particles (TEP) by diatoms, possibly in response to nutrient limitation (Martin et  
418 al., 2011), or via differential settling whereby faster sinking particles ‘catch up’ with slower  
419 sinking particles and coagulate (Riebesell, 1991). Despite its role as a significant means of  
420 particle formation and transformation, the mechanisms underlying how, when and why  
421 aggregation occurs remain poorly known.

422

423           *Preferential remineralisation* describes the differences in remineralisation depth of the  
424 constituents of particulate organic matter relative to carbon. In sinking organic matter,  
425 phosphate and nitrate tend to be preferentially and rapidly remineralised relative to carbon  
426 (Anderson & Sarmiento, 1994; Schneider et al., 2003). The drawdown of excess carbon relative  
427 to nitrogen or phosphate (‘carbon over-consumption’) represents a potential negative feedback  
428 mechanism, as it results in additional drawdown of atmospheric CO<sub>2</sub> (Riebesell et al., 2007).

429 Modelling work suggests that C:P or C:N variability in the mesopelagic can alter the strength  
430 of carbon sequestration by ~ 20% (Tanioka et al., 2021; Tian et al., 2004).

431

432 *Microbial solubilisation* is the respiration of dissolved and particulate organic material  
433 by microbial communities, where rates may be impacted by environmental conditions, the  
434 microbial community structure, metabolic rates and growth efficiency. The influence of  
435 temperature, oxygen concentration and pressure on rates of microbial respiration are  
436 moderately well understood (Amano et al., 2022; Cavan et al., 2019; Weber & Bianchi, 2020)  
437 and are implicitly incorporated into some biogeochemical models (Laufkötter et al., 2017).  
438 However the relative contributions to respiration by particle-attached or free-living microbial  
439 communities is not well-constrained, and neither are the details of how microbial ecology affect  
440 respiration, such as the conditions under which colonies may be established on sinking  
441 particles, mortality rates, and cell attachment and detachment (Nguyen et al., 2022).

442

443 *Particle characteristics* describes the size, shape, porosity, density and strength of  
444 particles. These characteristics can alter particle sinking speeds, and their susceptibility to  
445 remineralisation and aggregation/fragmentation. Sinking speed is often considered to be  
446 directly linked to particle size via Stokes' Law, however several studies have found no clear  
447 correlation (Iversen & Lampitt, 2020; Williams & Giering, 2022), although large data  
448 syntheses seem to show some connection (Cael et al., 2021). Instead, the particle's excess  
449 density and/or morphology are likely to be critical factors (Prairie et al., 2019; Trudnowska et  
450 al., 2021). Most global climate models only distinguish two particle sizes at most (Henson et  
451 al., 2022), although size-resolving schemes have been used in uncoupled simulations (Kriest  
452 & Oschlies, 2008). There are as yet insufficient observations to establish the links between  
453 remineralisation potential and particle shape, porosity or strength.

454

455 *Particle type* refers to whether a particle is, for example, a fecal pellet, aggregate,  
456 carcass etc., which will affect the sinking speed and susceptibility to remineralisation and  
457 aggregation/fragmentation. The phytoplankton and zooplankton community composition will  
458 also affect the types of particles generated. The details of the sinking particle type, e.g. whether  
459 diatom frustule, zooplankton carcass, diazotroph, salps etc. plays a strong role in setting the  
460 sinking velocity and thus carbon storage (e.g. Bonnet et al., 2023; Durkin et al., 2021; Halfter  
461 et al., 2022; Maerz et al., 2020; Steinberg et al., 2023), with sometimes contradictory evidence  
462 in the literature for the importance of different particle types (e.g. salp fecal pellets; Iversen et

463 al., 2017; Steinberg et al., 2023). The complexity of the possible particle types, how they may  
464 combine into multi-component aggregates, and the lack of a direct correspondence with  
465 remineralisation potential presents a major challenge for robust modelling of the biological  
466 carbon pump.

467

468 For all of the processes identified above as having high importance to interior biological  
469 carbon storage, there are significant remaining uncertainties regarding the mechanisms at play.  
470 In addition, observational constraints mean that there is little information on how these  
471 processes may vary temporally and spatially. Both of these factors make incorporating the  
472 interior respiration processes we identify as ‘high importance’ into biogeochemical models  
473 challenging.

474

#### 475 *3.4: Community survey results*

476 In total, we received 120 responses to the community survey (Data Set S1). The  
477 demographics of the respondents are shown in Figure 2. For those who chose to declare their  
478 gender identity, 51% of respondents identified as female, 47% identified as male, and 1.8%  
479 identified as non-binary. The majority of respondents had attained a PhD-level qualification  
480 (78%), with the most common career stages being lecturer/professor (30%), research scientist  
481 (25%) and post-doc researcher (13%). The country in which respondents currently worked  
482 showed a wide geographical spread, albeit with a predominance from the global north, with all  
483 continents (except South America) having at least one respondent. The majority of respondents  
484 currently worked in the UK (54%), as might be expected given that the BIO-Carbon  
485 programme is UK-funded. A range of expertise was captured in the survey, with those focusing  
486 on modelling (45 respondents) and observations (48 respondents) roughly equally represented,  
487 with fewer focusing on experimental work (27 respondents). The majority of respondents  
488 identified as biogeochemists (63 respondents) or marine ecologists (49 respondents). Note that  
489 respondents could choose more than one answer for these two questions.

490

491 In total, 105, 88 and 61 respondents completed the sections on NPP, interior respiration  
492 and biological contributions to alkalinity, respectively. Of these, those with high or moderate  
493 expertise numbered 57, 40 and 23, respectively. We only present results from those who  
494 considered themselves to have high or moderate expertise, noting that this is only  
495 approximately half of those completing the ranking for a particular Challenge and in some



496 cases, particularly for alkalinity, represents a rather small sample size. The overall ranking of  
497 processes from the community survey is shown in Figure 3.

498

499 The self-identified field of expertise of the respondents sometimes changed the ranking  
500 of the processes, although generally the top 5 were similar (Figure 4). Note that for some sub-  
501 groups the number of respondents is rather low (< 10) and so we only give a broad overview  
502 of results, rather than a detailed analysis. For NPP, resource limitation of growth, zooplankton  
503 processes, phytoplankton loss processes and organic matter cycling were in the top 5,  
504 regardless of field of expertise. For those identifying as modellers, food web complexity was  
505 additionally in the top 5; for observationalists and experimentalists, phytoplankton adaptation  
506 and acclimation made the top 5 processes. For interior respiration, microbial solubilisation,  
507 organic matter lability, particle characteristics and zooplankton processes were in the top 5,  
508 regardless of expertise. Additionally, particle type made the top 5 for modellers and  
509 observationalists, and biotic fragmentation for experimentalists. For alkalinity, there was  
510 somewhat more disparity in the top 5 processes between expertise, however note that only 4  
511 respondents identifying as experimentalists with high/moderate expertise in alkalinity  
512 participated. All fields of expertise agreed that high level of understanding of calcium  
513 carbonate production, riverine supply of alkalinity and biotically mediated dissolution are in  
514 the top 5 most important processes, with physiology of calcium carbonate production,  
515 sedimentary processes, primary production and remineralisation, rain ratio, and plankton  
516 community making the top 5 for different expertise groups. Additional segregation of expertise  
517 into field of study (e.g. biogeochemistry, ecology etc.) is reported in Supplementary Figure S1  
518 but not discussed further due to the very small sample size in many categories.

519

#### 520 **4. Discussion:**

521 We identified several key knowledge gaps associated with the biological storage of  
522 carbon, which were prioritised on the basis of their potential to reduce uncertainty in model  
523 estimates of the future biologically-mediated storage of carbon in the ocean. We acknowledge  
524 that the community survey and expert assessment (as with any equivalent exercise) is  
525 necessarily subjective to some degree, and the results may be affected by the pre-existing  
526 knowledge and biases of the participants. Although we defined 'Importance' within the survey  
527 questions (see Supplementary Text S1), there will inevitably be differences in respondents'  
528 application of the definition. We also recognise that a complete and comprehensive assessment  
529 of all available literature was not possible and so inevitably some published work will have

530 been overlooked or omitted. Nevertheless, we provide excerpts from the 193 papers included  
531 in our analysis that provide the underlying evidence for our assessment (Supplementary Tables  
532 S1-S3).

533

534 In general, the expert assessment and community survey agreed in terms of the most  
535 significant processes (Figure 3). For example, resource limitation of growth (for NPP),  
536 microbial solubilisation (for interior respiration) and high level understanding of calcium  
537 carbonate production (for alkalinity) were within the top ranking processes for both the survey  
538 and expert assessment. Some significant differences did emerge however, such as the low  
539 ranking of nitrogen fixation (for NPP) in the survey, which was ranked as high importance in  
540 the expert assessment. These differences may arise from a combination of the pre-existing bias  
541 in the literature used for the expert assessment and potentially the inherent limitations of a  
542 community survey. Whereas the project team spent considerable time on combing the  
543 literature, assessing the papers, assembling the evidence tables, and discussing the results to  
544 reach consensus on the rankings, the community survey was designed to be completed in  
545 approximately 15 minutes and respondents were not provided with the evidence collated for  
546 the expert assessment.

547

548 Although processes may have been identified as important here, unless it is tractable to  
549 observe them in sufficient detail to develop efficient model parameterisations, incorporating  
550 many of these processes into climate models remains challenging. Parameterisations for the  
551 ocean biogeochemistry component of climate models can be developed from theory, idealised  
552 simulations, laboratory experiments or field observations. In order to develop a robust  
553 parameterisation for a process, observations from a single experiment or field programme alone  
554 (or even a handful of data points) are rarely sufficient. Instead, data representative of a broad  
555 range of environmental conditions are ideally required, which, in the field, demands good  
556 spatial and seasonal coverage, and also international cooperation to collate such data. Data  
557 synthesis activities are crucial to these efforts, as are attempts to standardise sampling and  
558 analysis protocols to generate directly inter-comparable datasets.

559

560 Parameterisation of many of the processes identified in this study requires data  
561 collection at sea. The growing adoption and use of autonomous technologies has greatly  
562 increased the amount of field data available, particularly by providing the opportunity to  
563 resolve temporal and vertical variability, and in the case of the BGC-Argo network, spatial

564 variability as well. Although new methods and novel sensors (e.g. Estapa et al., 2019; Giering  
565 et al., 2020) to obtain biogeochemically-relevant data (e.g. Briggs et al., 2020; Clements et al.,  
566 2022) from autonomous vehicles have emerged, nevertheless many of the processes identified  
567 here cannot be observed remotely, or inferred through proxies, for example organism-particle  
568 interactions, nutrient recycling rates, microbial activity etc. This presents challenges for model  
569 development, but also opportunities for observational and experimental programmes to  
570 broaden efforts to capture new information about relevant processes, or for focussed process  
571 studies.

572

573         Even with additional sources of data, challenges remain in incorporating additional  
574 processes into the ocean biogeochemistry component of climate models. Developing robust  
575 parameterisations requires observations or experiments across a wide dynamic range of  
576 conditions, and evaluating model results requires independent data with the appropriate spatial  
577 and seasonal coverage. Adding additional parameterisations to models increases the  
578 complexity, and so run time and storage requirements which, particularly in the case of global  
579 ESMs, may be prohibitive. Therefore, demonstrating that the additional processes have a  
580 significant impact on the relevant components of the model, which will depend on the  
581 objectives for developing the model (which can be diverse), is important. In the context of our  
582 work here, the objective may be to improve representation of ocean carbon fluxes, such as net  
583 primary production or the strength of the biological carbon pump, and their climate feedbacks  
584 for example. Demonstrating an impact on model performance may be achieved through 1-D  
585 ‘test bed’ versions of climate models which can be simply and quickly run, potentially through  
586 sensitivity simulations with multiple permutations to establish the form or parameter values  
587 needed to represent an additional process. Alternatively, offline physics from coupled model  
588 output can be used to run multiple experiments at global scale that may be highly complex (e.g.  
589 Bopp et al., 2022; Tagliabue et al., 2020; Wrightson et al., 2022). Rapid testing of alternate or  
590 additional parameterisations in a 3-D framework can also be achieved using the transport  
591 matrix method (Khatiwala, 2007).

592

593         Our literature review and community survey highlighted several processes that have  
594 high importance and high uncertainty which may act as focal areas for future projects. More  
595 broadly, maximising the gains from modelling, fieldwork and experimental studies relies on  
596 collaboration between communities. Co-design of research projects from the outset can ensure  
597 outputs will be useful to both communities, as well as fostering early recognition of emerging

598 research topics and potential limitations. Considering the potential for scaling-up field or  
599 experimental data at the project planning stage, for example through empirical or mechanistic  
600 relationships with commonly observed (and modelled) environmental variables will ensure the  
601 broadest applicability of the project results. This will require data synthesis activities to be  
602 embedded in research programmes, as the information obtained from a single project is rarely  
603 sufficient to provide data on the large space and time scales necessary for model development  
604 and validation. Data synthesis is most effective and impactful when data is shared openly and  
605 hence wide collaboration is facilitated. Exploring how model behaviour reflects differences in  
606 model parameterizations, functional equations, and parameter values in both the euphotic and  
607 mesopelagic zones and conducting sensitivity analyses will assist in ensuring alterations to  
608 biogeochemical models are both parsimonious and robust.

609

610         Significant challenges lie ahead in modelling the diversity of living organisms'  
611 responses to climate forcing and the subsequent feedbacks through the ocean's carbon cycle.  
612 Identifying high priority knowledge gaps is a crucial first step in this process and requires  
613 synergy across observational, experimental and modelling communities.

614

615 **Acknowledgements:** All authors (except AP) were supported by Natural Environment  
616 Research Council grant BRICS (NE/X00855X/1), a contribution to the UK BIO-Carbon  
617 project. AP acknowledges the support of the ENS-Chanel research chair. We thank all the  
618 survey respondents, and the community networks that helped distribute the survey.

619

620 **Open Research:** Full anonymised results of the community survey are available as part of the  
621 Supplementary Information (Data Set S1) and from  
622 <https://dx.doi.org/10.5281/zenodo.10435533>.

623

624  
625  
626

**Table 1:** Expert assessment of importance and uncertainty in processes related to the biological contribution to alkalinity.

Process	Definition	Importance	Uncertainty
High level understanding of calcium carbonate production	e.g. the amount and distribution of biological CaCO <sub>3</sub> production and its sensitivity to future environmental change.	High	Medium
Rain ratio	High level controls on Particulate Inorganic Carbon to Particulate Organic Carbon (PIC:POC) ratio of export.	High	Medium
Mineralogy of calcium carbonate production	Production of calcium carbonates such as aragonite and high magnesium calcite which have higher solubilities than standard calcite.	Medium	High
Plankton community	Our understanding of and ability to represent calcifiers within the planktonic ecosystem models.	Medium	High
Fish derived carbonates	Carbonates produced in the guts of bony fish.	Medium	High
Biotically mediated dissolution	Dissolution of CaCO <sub>3</sub> in zooplankton/fish guts and within fecal pellets and aggregates.	Medium	Medium
Abiotic dissolution	Dissolution of CaCO <sub>3</sub> in undersaturated waters.	Medium	Medium
Riverine supply of alkalinity	Alkalinity input to the ocean via rivers.	Medium	Medium
Physiology of CaCO <sub>3</sub> production	How CaCO <sub>3</sub> is produced by different organisms.	Low	High
Sedimentary processes	Alkalinity fluxes across the sediment-water interface, in response to processes such as anaerobic sulphate reduction.	Low	High
Calcium carbonate within sea ice	Formation and dissolution of carbonates changing the total alkalinity to dissolved inorganic carbon ratio within sea ice.	Low	High
Nutrient cycling	Processes beyond primary production and remineralisation such as nitrification/denitrification.	Low	Medium
Organic alkalinity	Contribution of weakly acidic functional groups present in Dissolved Organic Matter.	Low	Medium
Primary production and remineralisation	Assimilation and release of nutrients that contribute to total alkalinity.	Low	Low

627  
628

629  
630  
631

**Table 2:** Expert assessment of importance and uncertainty in net primary production processes.

Process	Definition	Importance	Uncertainty
Resource limitation of growth	Limitation of phytoplankton growth by both major and micro nutrients and light.	High	Medium
Phytoplankton loss processes	All losses of phytoplankton biomass to grazing or mortality.	High	Medium
N <sub>2</sub> fixation	Conversion of dinitrogen into fixed nitrogen by diazotrophs.	High	Medium
Zooplankton processes	Activity of zooplankton, encompassing grazing, nutrient recycling etc.	High	Medium
Phytoplankton adaptation, acclimation	Ability of phytoplankton to adjust their physiology in response to environmental changes.	Medium	High
Microbial loop	Turnover of organic nutrients and carbon by bacteria.	Medium	High
Response to thermal stress	How plankton are parameterised to respond to temperatures exceeding their thermal optimum.	Medium	High
Phytoplankton physiology	The cellular functioning of phytoplankton, including their photosynthesis, respiration and nutrient acquisition traits.	Medium	Medium
Plankton metabolism	Chemical processes that occur within individual organisms.	Medium	Medium
External nutrient inputs	Supply of nutrients into the ocean from rivers, sediments, atmosphere and hydrothermal venting.	Medium	Medium
Micronutrients	Nutrients typically present at low concentration - including iron, manganese, zinc, cobalt, nickel.	Medium	Medium
Organic matter cycling	Transformation of dissolved and particulate organic matter into inorganic forms, including acquisition of organic nutrients.	Low	High
Food web complexity	The number of groups in a food web (including plankton, bacteria, fish and viruses) and their interactions.	Low	High
Mixotrophy	Plankton that utilise both autotrophy and heterotrophy.	Low	High

632  
633

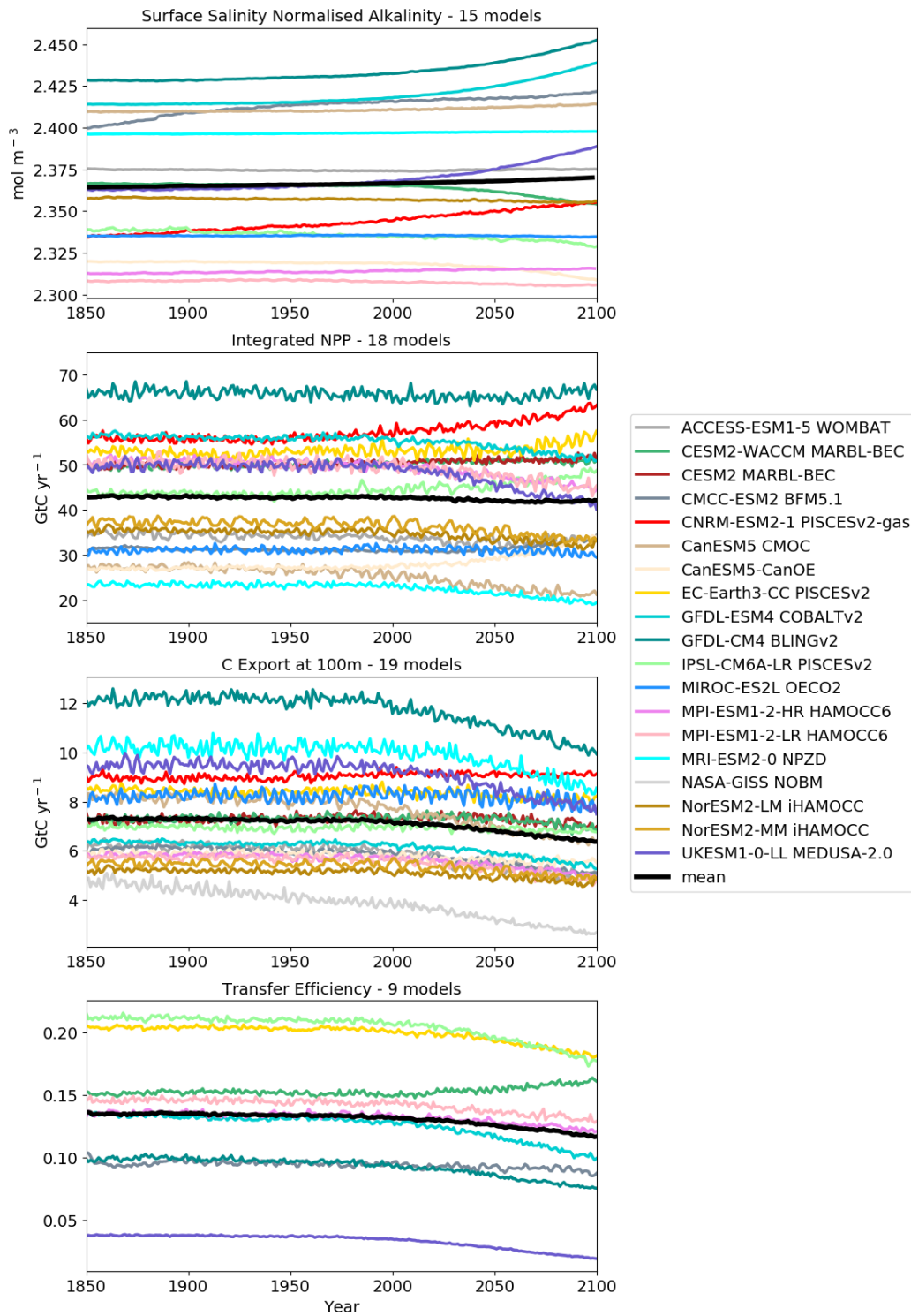
634  
635  
636

**Table 3:** Expert assessment of importance and uncertainty in interior respiration processes.

Process	Definition	Importance	Uncertainty
Biotic fragmentation	Fragmentation of particles into smaller pieces by the action of zooplankton flux feeding or swimming.	High	Medium
Aggregation	Formation of larger particles by the aggregation of smaller particles. Transparent Exopolymer Particles (TEP) and other sticky exudates may increase the success rate of collisions.	High	Medium
Preferential remineralisation	Preferential remineralisation of elements relative to carbon of dissolved organic matter (DOM) and particulate organic matter (POM)	High	Medium
Microbial solubilisation	Microbial respiration of dissolved and particulate organic material. The rate of solubilisation may be impacted by the microbial community and metabolic rates and growth efficiencies. Pressure, temperature and oxygen concentration, and other factors will impact these rates.	High	Medium
Particle characteristics	The size, morphology, porosity and density of particles which can affect their sinking speed and susceptibility to remineralisation, fragmentation or (dis)aggregation (excluding the role of ballast).	High	Medium
Particle type	The type of particle (e.g. fecal pellet, aggregate, single cell, carcass, mucus web) will affect the sinking speed and susceptibility to remineralisation or fragmentation/aggregation.	High	Medium
Zooplankton vertical migration	Daily vertical migration of zooplankton between euphotic and mesopelagic depths. Also referred to as active flux, with excretion, egestion, respiration and mortality occurring in the mesopelagic.	Medium	High
Fish-mediated processes	Daily vertical migration of fish and their contribution to flux via fecal pellet production.	Medium	High
Ontogenetic migration	Seasonal migration of zooplankton to mesopelagic depths where they remain over winter (also referred to as the lipid pump).	Medium	High
Mineral ballasting	Biom mineral (biogenic silica, calcium carbonate) or lithogenic (dust) material which increases the specific density and sinking speed of particles.	Medium	Medium
Organic matter lability	Particulate organic matter and dissolved organic matter is composed of compounds of varying lability, with some more readily remineralised than others.	Medium	Medium
Zooplankton processes	Zooplankton particle interactions (e.g. grazing, fecal pellet production, coprophagy) excluding biotic fragmentation and diel vertical migration.	Medium	Medium
Ectoenzymatic hydrolysis	Microbial excretion of extracellular enzymes to degrade complex organic compounds.	Low	High
Viral infection	Viral infection of cells can lead to cell lysis. This may lead to the viral shuttle, i.e. increased secretion of sticky material promoting aggregation, or to the viral shunt, i.e. increased DOC production and a reduction in transfer of carbon to higher trophic levels.	Low	High
Abiotic fragmentation	Fragmentation of particles into smaller pieces by turbulence or shear.	Low	Medium

637

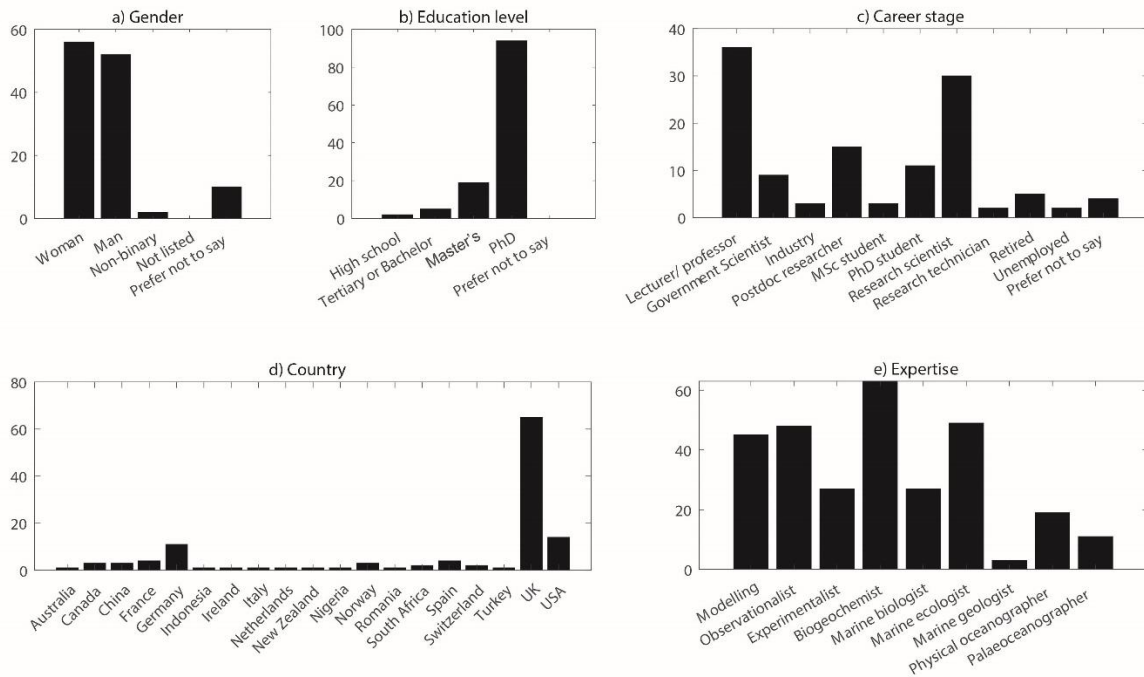
638  
639



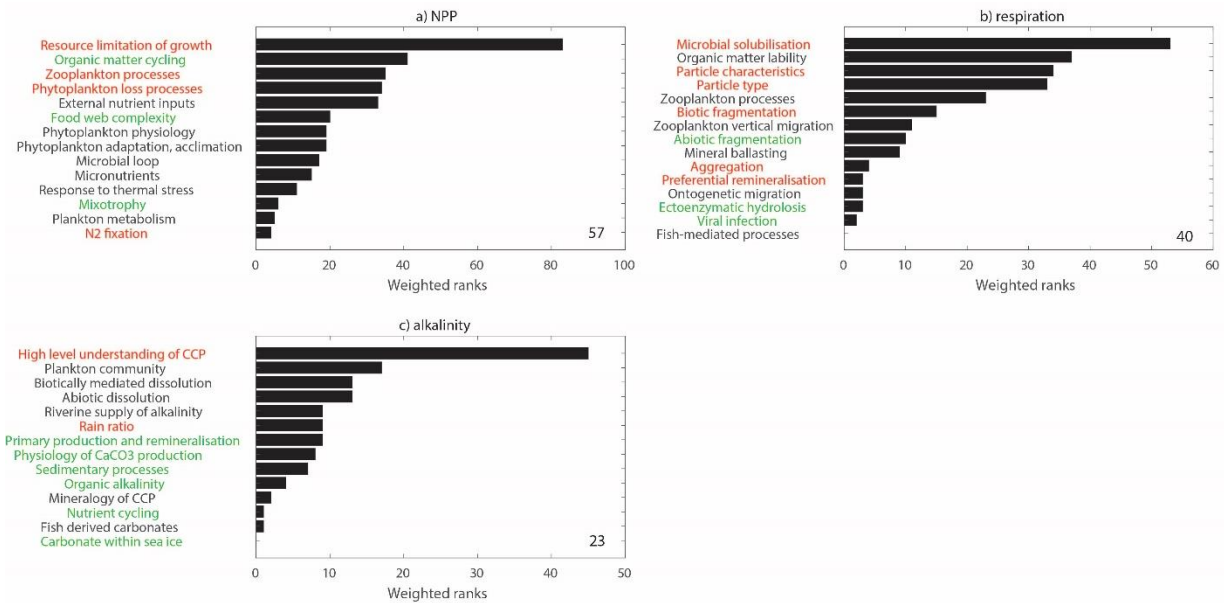
640  
641  
642  
643  
644  
645  
646  
647

**Figure 1:** Time series of global mean salinity normalised alkalinity, net primary production, particulate organic carbon (POC) export at 100m and transfer efficiency (POC flux at 1000m/POC flux at 100m) for the period 1850-2100 (scenario SSP5.8-5) taken from the CMIP6 model output archive. Thick black line shows the multi-model mean.



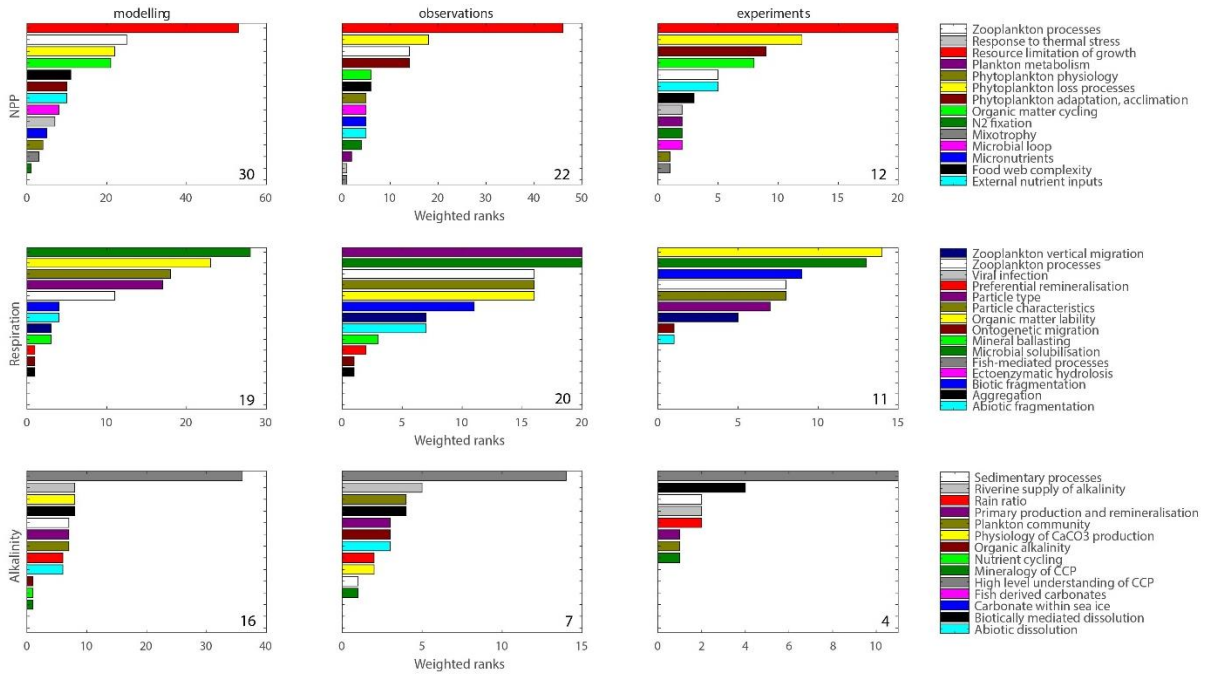


649 **Figure 2:** Demographics of survey respondents (n = 120). Note that for the question on  
 650 'expertise', respondents could choose more than one category.  
 651  
 652  
 653  
 654



656  
 657  
 658  
 659  
 660  
 661  
 662  
 663  
 664  
 665  
 666

**Figure 3:** Community survey ranking of processes important to determining the future biologically-mediated storage of carbon in the ocean associated with each of the 3 Challenges. Only those respondents who assessed their expertise as high or moderate for a particular Challenge were included in the analysis. Responses are weighted so that the 1<sup>st</sup> ranked choice = 3 points, 2<sup>nd</sup> ranked choice = 2 points, and the 3<sup>rd</sup> ranked choice = 1 point. Numbers in bottom right corner of plots indicate number of respondents in that category. CCP = calcium carbonate production. Processes marked in red (green) were rated as having high (low) importance in the expert assessment.



668  
 669  
 670  
 671  
 672  
 673  
 674  
 675

**Figure 4:** Community survey ranking of processes, plotted according to expertise of the respondent. Only those respondents who assessed their expertise as high or moderate for a particular Challenge were included in the analysis. Note that respondents could choose more than one option for their expertise (or none). Numbers in bottom right corner of plots indicate number of respondents in that category. CCP = calcium carbonate production.

676 **References:**

- 677 Amano, C., Zhao, Z., Sintès, E., Reinthaler, T., Stefanschitz, J., Kisadur, M., Utsumi, M., &  
678 Herndl, G. J. (2022). Limited carbon cycling due to high-pressure effects on the deep-  
679 sea microbiome. *Nature Geoscience*, *15*(12), 1041–1047.  
680 <https://doi.org/10.1038/s41561-022-01081-3>
- 681 Anderson, L. A., & Sarmiento, J. L. (1994). Redfield ratios of remineralization determined by  
682 nutrient data analysis. *Global Biogeochemical Cycles*, *8*(1), 65–80.  
683 <https://doi.org/10.1029/93GB03318>
- 684 Bindoff, N.L., W.W.L. Cheung, J.G. Kairo, J. Arístegui, V.A. Guinder, R. Hallberg, N.  
685 Hilmi, N. Jiao, M.S. Karim, L. Levin, S. O’Donoghue, S.R. Purca Cuicapusa, B.  
686 Rinkevich, T. Suga, A. Tagliabue, and P. W. (2019). Changing Ocean, Marine  
687 Ecosystems, and Dependent Communities. In N. M. W. H.-O. Pörtner, D.C. Roberts,  
688 V. Masson-Delmotte, P. Zhai, M. Tignor, E. Poloczanska, K. Mintenbeck, A. Alegría,  
689 M. Nicolai, A. Okem, J. Petzold, B. Rama (Ed.), *IPCC Special Report on the Ocean  
690 and Cryosphere in a Changing Climate*.
- 691 Bonnet, S., Benavides, M., Le Moigne, F. A. C., Camps, M., Torremocha, A., Grosso, O.,  
692 Dimier, C., Spungin, D., Berman-Frank, I., Garczarek, L., & Cornejo-Castillo, F. M.  
693 (2023). Diazotrophs are overlooked contributors to carbon and nitrogen export to the  
694 deep ocean. *The ISME Journal*, *17*(1), 47–58. [https://doi.org/10.1038/s41396-022-](https://doi.org/10.1038/s41396-022-01319-3)  
695 [01319-3](https://doi.org/10.1038/s41396-022-01319-3)
- 696 Bopp, L., Aumont, O., Kwiatkowski, L., Clerc, C., Dupont, L., Ethé, C., Gorgues, T.,  
697 Séférian, R., & Tagliabue, A. (2022). Diazotrophy as a key driver of the response of  
698 marine net primary productivity to climate change. *Biogeosciences*, *19*(17), 4267–  
699 4285. <https://doi.org/10.5194/bg-19-4267-2022>
- 700 Bopp, L., Aumont, O., Kwiatkowski, L., Clerc, C., Dupont, L., Ethé, C., Séférian, R., &  
701 Tagliabue, A. (2021). *Diazotrophy as a key driver of the response of marine net*

702            *primary productivity to climate change* [Preprint]. *Earth System Science/Response to*  
703            *Global Change: Climate Change*. <https://doi.org/10.5194/bg-2021-320>

704    Boscolo-Galazzo, F., Crichton, K. A., Barker, S., & Pearson, P. N. (2018). Temperature  
705            dependency of metabolic rates in the upper ocean: A positive feedback to global  
706            climate change? *Global and Planetary Change*, *170*, 201–212.  
707            <https://doi.org/10.1016/j.gloplacha.2018.08.017>

708    Boyd, P. W., Collins, S., Dupont, S., Fabricius, K., Gattuso, J.-P., Havenhand, J., Hutchins,  
709            D. A., Riebesell, U., Rintoul, M. S., Vichi, M., Biswas, H., Ciotti, A., Gao, K.,  
710            Gehlen, M., Hurd, C. L., Kurihara, H., McGraw, C. M., Navarro, J. M., Nilsson, G.  
711            E., ... Pörtner, H.-O. (2018). Experimental strategies to assess the biological  
712            ramifications of multiple drivers of global ocean change—A review. *Global Change*  
713            *Biology*, *24*(6), 2239–2261. <https://doi.org/10.1111/gcb.14102>

714    Briggs, N., Dall’Olmo, G., & Claustre, H. (2020). Major role of particle fragmentation in  
715            regulating biological sequestration of CO<sub>2</sub> by the oceans. *Science*, *367*(6479), 791–  
716            793. <https://doi.org/10.1126/science.aay1790>

717    Cabré, A., Marinov, I., & Leung, S. (2015). Consistent global responses of marine  
718            ecosystems to future climate change across the IPCC AR5 earth system models.  
719            *Climate Dynamics*, *45*(5–6), 1253–1280. <https://doi.org/10.1007/s00382-014-2374-3>

720    Cael, B. B., Cavan, E. L., & Britten, G. L. (2021). Reconciling the Size-Dependence of  
721            Marine Particle Sinking Speed. *Geophysical Research Letters*, *48*(5).  
722            <https://doi.org/10.1029/2020GL091771>

723    Canadell, J., Monteiro, P. M. S., Costa, M., Cotrim de Cunha, L., Cox, P., Eliseev, A.,  
724            Henson, S., Ishii, M., Jaccard, S. L., Koven, C. D., Lohila, A., Patra, P., Piao, S.,  
725            Rogelj, J., Syampungani, S., Zaehle, S., & Zickfeld, K. (2021). *Global Carbon and*  
726            *other Biogeochemical Cycles and Feedbacks*. In *Climate Change 2021: The Physical*

727 *Science Basis. Contribution of Working Group I to the Sixth Assessment Report of the*  
728 *Intergovernmental Panel on Climate Change.* Cambridge University Press.  
729 <https://doi.org/10.1017/9781009157896.007>

730 Cavan, E. L., Laurenceau-Cornec, E. C., Bressac, M., & Boyd, P. W. (2019). Exploring the  
731 ecology of the mesopelagic biological pump. *Progress in Oceanography*, 176,  
732 102125. <https://doi.org/10.1016/j.pocean.2019.102125>

733 Clements, D. J., Yang, S., Weber, T., McDonnell, A. M. P., Kiko, R., Stemmann, L., &  
734 Bianchi, D. (2022). Constraining the Particle Size Distribution of Large Marine  
735 Particles in the Global Ocean With *In Situ* Optical Observations and Supervised  
736 Learning. *Global Biogeochemical Cycles*, 36(5).  
737 <https://doi.org/10.1029/2021GB007276>

738 Collins, W. J., Bellouin, N., Doutriaux-Boucher, M., Gedney, N., Halloran, P., Hinton, T.,  
739 Hughes, J., Jones, C. D., Joshi, M., Liddicoat, S., Martin, G., O'Connor, F., Rae, J.,  
740 Senior, C., Sitch, S., Totterdell, I., Wiltshire, A., & Woodward, S. (2011).  
741 Development and evaluation of an Earth-System model – HadGEM2. *Geoscientific*  
742 *Model Development*, 4(4), 1051–1075. <https://doi.org/10.5194/gmd-4-1051-2011>

743 Dilling, L., & Alldredge, A. L. (2000). Fragmentation of marine snow by swimming  
744 macrozooplankton: A new process impacting carbon cycling in the sea. *Deep Sea*  
745 *Research Part I: Oceanographic Research Papers*, 47(7), 1227–1245.  
746 [https://doi.org/10.1016/S0967-0637\(99\)00105-3](https://doi.org/10.1016/S0967-0637(99)00105-3)

747 Durkin, C. A., Buesseler, K. O., Cetinić, I., Estapa, M. L., Kelly, R. P., & Omand, M. (2021).  
748 A Visual Tour of Carbon Export by Sinking Particles. *Global Biogeochemical Cycles*,  
749 35(10). <https://doi.org/10.1029/2021GB006985>

750 Estapa, M. L., Feen, M. L., & Breves, E. (2019). Direct Observations of Biological Carbon  
751 Export From Profiling Floats in the Subtropical North Atlantic. *Global*  
752 *Biogeochemical Cycles*, 33(3), 282–300. <https://doi.org/10.1029/2018GB006098>

753 Flynn, K. J., Kimmance, S. A., Clark, D. R., Mitra, A., Polimene, L., & Wilson, W. H.  
754 (2021). Modelling the Effects of Traits and Abiotic Factors on Viral Lysis in  
755 Phytoplankton. *Frontiers in Marine Science*, 8.  
756 <https://www.frontiersin.org/articles/10.3389/fmars.2021.667184>

757 Friedlingstein, P., O’Sullivan, M., Jones, M. W., Andrew, R. M., Gregor, L., Hauck, J., Le  
758 Quéré, C., Lujikx, I. T., Olsen, A., Peters, G. P., Peters, W., Pongratz, J.,  
759 Schwingshackl, C., Sitch, S., Canadell, J. G., Ciais, P., Jackson, R. B., Alin, S. R.,  
760 Alkama, R., ... Zheng, B. (2022). Global Carbon Budget 2022. *Earth System Science*  
761 *Data*, 14(11), 4811–4900. <https://doi.org/10.5194/essd-14-4811-2022>

762 Fu, W., Randerson, J. T., & Moore, J. K. (2016). Climate change impacts on net primary  
763 production (NPP) and export production (EP) regulated by increasing stratification  
764 and phytoplankton community structure in the CMIP5 models. *Biogeosciences*,  
765 13(18), 5151–5170. <https://doi.org/10.5194/bg-13-5151-2016>

766 Gehlen, M., Bopp, L., Emprin, N., Aumont, O., Heinze, C., & Ragueneau, O. (2006).  
767 Reconciling surface ocean productivity, export fluxes and sediment composition in a  
768 global biogeochemical ocean model. *Biogeosciences*, 3(4), 521–537.  
769 <https://doi.org/10.5194/bg-3-521-2006>

770 Giering, S. L. C., Cavan, E. L., Basedow, S. L., Briggs, N., Burd, A. B., Darroch, L. J., Guidi,  
771 L., Irisson, J.-O., Iversen, M. H., Kiko, R., Lindsay, D., Marcolin, C. R., McDonnell,  
772 A. M. P., Möller, K. O., Passow, U., Thomalla, S., Trull, T. W., & Waite, A. M.  
773 (2020). Sinking Organic Particles in the Ocean—Flux Estimates From in situ Optical  
774 Devices. *Frontiers in Marine Science*, 6. <https://doi.org/10.3389/fmars.2019.00834>

775 Goldthwait, S., Yen, J., Brown, J., & Alldredge, A. (2004). Quantification of marine snow  
776 fragmentation by swimming euphausiids. *Limnology and Oceanography*, *49*(4), 940–  
777 952. <https://doi.org/10.4319/lo.2004.49.4.0940>

778 Halfter, S., Cavan, E. L., Butterworth, P., Swadling, K. M., & Boyd, P. W. (2022). “Sinking  
779 dead”—How zooplankton carcasses contribute to particulate organic carbon flux in  
780 the subantarctic Southern Ocean. *Limnology and Oceanography*, *67*(1), 13–25.  
781 <https://doi.org/10.1002/lno.11971>

782 Hauck, J., Voelker, C., Wolf-Gladrow, D. A., Laufkoetter, C., Vogt, M., Aumont, O., Bopp,  
783 L., Buitenhuis, E. T., Doney, S. C., Dunne, J., Gruber, N., Hashioka, T., John, J., Le  
784 Quere, C., Lima, I. D., Nakano, H., Seferian, R., & Totterdell, I. (2015). On the  
785 Southern Ocean CO<sub>2</sub> uptake and the role of the biological carbon pump in the 21st  
786 century. *GLOBAL BIOGEOCHEMICAL CYCLES*, *29*(9), 1451–1470.  
787 <https://doi.org/10.1002/2015GB005140>

788 Henson, S. A., Laufkötter, C., Leung, S., Giering, S. L. C., Palevsky, H. I., & Cavan, E. L.  
789 (2022). Uncertain response of ocean biological carbon export in a changing world.  
790 *Nature Geoscience*, *15*(4), 248–254. <https://doi.org/10.1038/s41561-022-00927-0>

791 Hernández-León, S., Fraga, C., & Ikeda, T. (2008). A global estimation of mesozooplankton  
792 ammonium excretion in the open ocean. *Journal of Plankton Research*, *30*(5), 577–  
793 585. <https://doi.org/10.1093/plankt/fbn021>

794 Humphreys, M. P., Daniels, C. J., Wolf-Gladrow, D. A., Tyrrell, T., & Achterberg, E. P.  
795 (2018). On the influence of marine biogeochemical processes over CO<sub>2</sub> exchange  
796 between the atmosphere and ocean. *Marine Chemistry*, *199*, 1–11.  
797 <https://doi.org/10.1016/j.marchem.2017.12.006>

798 Ilyina, T., Zeebe, R. E., Maier-Reimer, E., & Heinze, C. (2009). Early detection of ocean  
799 acidification effects on marine calcification: DETECTION OF OCEAN



800 ACIDIFICATION EFFECTS. *Global Biogeochemical Cycles*, 23(1), n/a-n/a.  
801 <https://doi.org/10.1029/2008GB003278>

802 Iversen, M. H., & Lampitt, R. S. (2020). Size does not matter after all: No evidence for a  
803 size-sinking relationship for marine snow. *Progress in Oceanography*, 189, 102445.  
804 <https://doi.org/10.1016/j.pocean.2020.102445>

805 Iversen, M. H., Pakhomov, E. A., Hunt, B. P. V., Van Der Jagt, H., Wolf-Gladrow, D., &  
806 Klaas, C. (2017). Sinkers or floaters? Contribution from salp pellets to the export flux  
807 during a large bloom event in the Southern Ocean. *Deep Sea Research Part II:  
808 Topical Studies in Oceanography*, 138, 116–125.  
809 <https://doi.org/10.1016/j.dsr2.2016.12.004>

810 Jackson, G. A. (2005). Role of algal aggregation in vertical carbon export during SOIREE  
811 and in other low biomass environments. *Geophysical Research Letters*, 32(13),  
812 L13607. <https://doi.org/10.1029/2005GL023180>

813 Khatiwala, S. (2007). A computational framework for simulation of biogeochemical tracers  
814 in the ocean: EFFICIENT OCEAN BIOGEOCHEMICAL MODELING. *Global  
815 Biogeochemical Cycles*, 21(3), n/a-n/a. <https://doi.org/10.1029/2007GB002923>

816 Kriest, I., & Oschlies, A. (2008). On the treatment of particulate organic matter sinking in  
817 large-scale models of marine biogeochemical cycles. *Biogeosciences*, 5(1), 55–72.  
818 <https://doi.org/10.5194/bg-5-55-2008>

819 Kwiatkowski, L., Aumont, O., Bopp, L., & Ciais, P. (2018). The Impact of Variable  
820 Phytoplankton Stoichiometry on Projections of Primary Production, Food Quality,  
821 and Carbon Uptake in the Global Ocean. *GLOBAL BIOGEOCHEMICAL CYCLES*,  
822 32(4), 516–528. <https://doi.org/10.1002/2017GB005799>

823 Kwiatkowski, L., Naar, J., Bopp, L., Aumont, O., Defrance, D., & Couespel, D. (2019).  
824 Decline in Atlantic Primary Production Accelerated by Greenland Ice Sheet Melt.

825 *Geophysical Research Letters*, 46(20), 11347–11357.  
826 <https://doi.org/10.1029/2019GL085267>

827 Kwiatkowski, L., Torres, O., Bopp, L., Aumont, O., Chamberlain, M., Christian, J. R.,  
828 Dunne, J. P., Gehlen, M., Ilyina, T., John, J. G., Lenton, A., Li, H., Lovenduski, N. S.,  
829 Orr, J. C., Palmieri, J., Santana-Falcón, Y., Schwinger, J., Séférian, R., Stock, C. A.,  
830 ... Ziehn, T. (2020). Twenty-first century ocean warming, acidification,  
831 deoxygenation, and upper-ocean nutrient and primary production decline from CMIP6  
832 model projections. *Biogeosciences*, 17(13), 3439–3470. [https://doi.org/10.5194/bg-](https://doi.org/10.5194/bg-17-3439-2020)  
833 [17-3439-2020](https://doi.org/10.5194/bg-17-3439-2020)

834 Kwon, E. Y., Primeau, F., & Sarmiento, J. L. (2009). The impact of remineralization depth on  
835 the air-sea carbon balance. *NATURE GEOSCIENCE*, 2(9), 630–635.  
836 <https://doi.org/10.1038/NGEO612>

837 Lampert, W. (1978). Release of dissolved organic carbon by grazing zooplankton. *Limnology*  
838 *and Oceanography*, 23(4), 831–834. <https://doi.org/10.4319/lo.1978.23.4.0831>

839 Laufkötter, C., John, J. G., Stock, C. A., & Dunne, J. P. (2017). Temperature and oxygen  
840 dependence of the remineralization of organic matter. *Global Biogeochemical Cycles*,  
841 31(7), 1038–1050. <https://doi.org/10.1002/2017GB005643>

842 Laufkötter, C., Vogt, M., Gruber, N., Aita-Noguchi, M., Aumont, O., Bopp, L., Buitenhuis,  
843 E., Doney, S. C., Dunne, J., Hashioka, T., Hauck, J., Hirata, T., John, J., Le Quéré, C.,  
844 Lima, I. D., Nakano, H., Seferian, R., Totterdell, I., Vichi, M., & Völker, C. (2015).  
845 Drivers and uncertainties of future global marine primary production in marine  
846 ecosystem models. *Biogeosciences*, 12(23), 6955–6984. [https://doi.org/10.5194/bg-](https://doi.org/10.5194/bg-12-6955-2015)  
847 [12-6955-2015](https://doi.org/10.5194/bg-12-6955-2015)

848 Laufkötter, C., Vogt, M., Gruber, N., Aumont, O., Bopp, L., Doney, S. C., Dunne, J. P.,  
849 Hauck, J., John, J. G., Lima, I. D., Seferian, R., & Völker, C. (2016). Projected

850 decreases in future marine export production: The role of the carbon flux through the  
851 upper ocean ecosystem. *Biogeosciences*, 13(13), 4023–4047.  
852 <https://doi.org/10.5194/bg-13-4023-2016>

853 Lebehot, A. D., Halloran, P. R., Watson, A. J., McNeill, D., Ford, D. A., Landschützer, P.,  
854 Lauvset, S. K., & Schuster, U. (2019). Reconciling Observation and Model Trends in  
855 North Atlantic Surface CO<sub>2</sub>. *Global Biogeochemical Cycles*, 33(10), 1204–1222.  
856 <https://doi.org/10.1029/2019GB006186>

857 Leung, J. Y. S., Zhang, S., & Connell, S. D. (2022). Is Ocean Acidification Really a Threat to  
858 Marine Calcifiers? A Systematic Review and Meta-Analysis of 980+ Studies  
859 Spanning Two Decades. *Small*, 18(35), 2107407.  
860 <https://doi.org/10.1002/sml.202107407>

861 Maerz, J., Six, K. D., Stemmler, I., Ahmerkamp, S., & Ilyina, T. (2020). Microstructure and  
862 composition of marine aggregates as co-determinants for vertical particulate organic  
863 carbon transfer in the global ocean. *Biogeosciences*, 17(7), 1765–1803.  
864 <https://doi.org/10.5194/bg-17-1765-2020>

865 Martin, P., Lampitt, R. S., Jane Perry, M., Sanders, R., Lee, C., & D’Asaro, E. (2011). Export  
866 and mesopelagic particle flux during a North Atlantic spring diatom bloom. *Deep Sea  
867 Research Part I: Oceanographic Research Papers*, 58(4), 338–349.  
868 <https://doi.org/10.1016/j.dsr.2011.01.006>

869 Martiny, A. C., Hagstrom, G. I., DeVries, T., Letscher, R. T., Britten, G. L., Garcia, C. A.,  
870 Galbraith, E., Karl, D., Levin, S. A., Lomas, M. W., Moreno, A. R., Talmy, D., Wang,  
871 W., & Matsumoto, K. (2022). Marine phytoplankton resilience may moderate  
872 oligotrophic ecosystem responses and biogeochemical feedbacks to climate change.  
873 *Limnology and Oceanography*, 67(S1), S378–S389. <https://doi.org/10.1002/lno.12029>

874 Matear, R. J., & Lenton, A. (2014). Quantifying the impact of ocean acidification on our  
875 future climate. *Biogeosciences*, *11*(14), 3965–3983. [https://doi.org/10.5194/bg-11-](https://doi.org/10.5194/bg-11-3965-2014)  
876 [3965-2014](https://doi.org/10.5194/bg-11-3965-2014)

877 Mayor, D. J., Gentleman, W. C., & Anderson, T. R. (2020). Ocean carbon sequestration:  
878 Particle fragmentation by copepods as a significant unrecognised factor?: Explicitly  
879 representing the role of copepods in biogeochemical models may fundamentally  
880 improve understanding of future ocean carbon storage. *BioEssays*, *42*(12).  
881 <https://doi.org/10.1002/bies.202000149>

882 Mayor, D. J., Sanders, R., Giering, S. L. C., & Anderson, T. R. (2014). Microbial gardening  
883 in the ocean’s twilight zone: Detritivorous metazoans benefit from fragmenting, rather  
884 than ingesting, sinking detritus. *BioEssays*, *36*(12), 1132–1137.  
885 <https://doi.org/10.1002/bies.201400100>

886 Middelburg, J. J., Soetaert, K., & Hagens, M. (2020). Ocean Alkalinity, Buffering and  
887 Biogeochemical Processes. *Reviews of Geophysics*, *58*(3), e2019RG000681.  
888 <https://doi.org/10.1029/2019RG000681>

889 Millero, F. J. (2007). The Marine Inorganic Carbon Cycle. *Chemical Reviews*, *107*(2), 308–  
890 341. <https://doi.org/10.1021/cr0503557>

891 Nguyen, T. T. H., Zakem, E. J., Ebrahimi, A., Schwartzman, J., Caglar, T., Amarnath, K.,  
892 Alcolombri, U., Peaudecerf, F. J., Hwa, T., Stocker, R., Cordero, O. X., & Levine, N.  
893 M. (2022). Microbes contribute to setting the ocean carbon flux by altering the fate of  
894 sinking particulates. *Nature Communications*, *13*(1), 1657.  
895 <https://doi.org/10.1038/s41467-022-29297-2>

896 Orr, J. C., Fabry, V. J., Aumont, O., Bopp, L., Doney, S. C., Feely, R. A., Gnanadesikan, A.,  
897 Gruber, N., Ishida, A., Joos, F., Key, R. M., Lindsay, K., Maier-Reimer, E., Matear,  
898 R., Monfray, P., Mouchet, A., Najjar, R. G., Plattner, G.-K., Rodgers, K. B., ... Yool,

899 A. (2005). Anthropogenic ocean acidification over the twenty-first century and its  
900 impact on calcifying organisms. *Nature*, 437(7059), 681–686.  
901 <https://doi.org/10.1038/nature04095>

902 Paulsen, H., Ilyina, T., Six, K. D., & Stemmler, I. (2017). Incorporating a prognostic  
903 representation of marine nitrogen fixers into the global ocean biogeochemical model  
904 HAMOCC: PROGNOSTIC NITROGEN FIXERS IN HAMOCC. *Journal of*  
905 *Advances in Modeling Earth Systems*, 9(1), 438–464.  
906 <https://doi.org/10.1002/2016MS000737>

907 Petrik, C. M., Luo, J. Y., Heneghan, R. F., Everett, J. D., Harrison, C. S., & Richardson, A. J.  
908 (2022). Assessment and Constraint of Mesozooplankton in CMIP6 Earth System  
909 Models. *Global Biogeochemical Cycles*, 36(11), e2022GB007367.  
910 <https://doi.org/10.1029/2022GB007367>

911 Planchat, A., Bopp, L., Kwiatkowski, L., & Torres, O. (2023). Carbonate pump feedbacks on  
912 alkalinity and the carbon cycle in the 21<sup>st</sup> century and beyond. *EGUsphere*, 1–31.  
913 <https://doi.org/10.5194/egusphere-2023-1218>

914 Planchat, A., Kwiatkowski, L., Bopp, L., Torres, O., Christian, J. R., Butenschön, M.,  
915 Lovato, T., Séférian, R., Chamberlain, M. A., Aumont, O., Watanabe, M., Yamamoto,  
916 A., Yool, A., Ilyina, T., Tsujino, H., Krumhardt, K. M., Schwinger, J., Tjiputra, J.,  
917 Dunne, J. P., & Stock, C. (2023). The representation of alkalinity and the carbonate  
918 pump from CMIP5 to CMIP6 Earth system models and implications for the carbon  
919 cycle. *Biogeosciences*, 20(7), 1195–1257. <https://doi.org/10.5194/bg-20-1195-2023>

920 Prairie, J., Montgomery, Q., Proctor, K., & Ghiorso, K. (2019). Effects of Phytoplankton  
921 Growth Phase on Settling Properties of Marine Aggregates. *Journal of Marine*  
922 *Science and Engineering*, 7(8), 265. <https://doi.org/10.3390/jmse7080265>

923 Richon, C., & Tagliabue, A. (2021). Biogeochemical feedbacks associated with the response  
924 of micronutrient recycling by zooplankton to climate change. *Global Change Biology*,  
925 27(19), 4758–4770. <https://doi.org/10.1111/gcb.15789>

926 Riebesell, U. (1991). Particle aggregation during a diatom bloom. I. Physical aspects. *Marine*  
927 *Ecology Progress Series*, 69(3), 273–280. <https://www.jstor.org/stable/24816839>

928 Riebesell, U., Schulz, K. G., Bellerby, R. G. J., Botros, M., Fritsche, P., Meyerhöfer, M.,  
929 Neill, C., Nondal, G., Oschlies, A., Wohlers, J., & Zöllner, E. (2007). Enhanced  
930 biological carbon consumption in a high CO<sub>2</sub> ocean. *Nature*, 450(7169), 545–548.  
931 <https://doi.org/10.1038/nature06267>

932 Salter, M. A., Harborne, A. R., Perry, C. T., & Wilson, R. W. (2017). Phase heterogeneity in  
933 carbonate production by marine fish influences their roles in sediment generation and  
934 the inorganic carbon cycle. *Scientific Reports*, 7(1), Article 1.  
935 <https://doi.org/10.1038/s41598-017-00787-4>

936 Schneider, B., Schlitzer, R., Fischer, G., & Nöthig, E.-M. (2003). Depth-dependent elemental  
937 compositions of particulate organic matter (POM) in the ocean: DEPTH-  
938 DEPENDENT C:N RATIOS OF POM IN THE OCEAN. *Global Biogeochemical*  
939 *Cycles*, 17(2), n/a-n/a. <https://doi.org/10.1029/2002GB001871>

940 Segschneider, J., & Bendtsen, J. (2013). Temperature-dependent remineralization in a  
941 warming ocean increases surface pCO<sub>2</sub> through changes in marine ecosystem  
942 composition: REMINERALIZATION IN A WARMING OCEAN. *Global*  
943 *Biogeochemical Cycles*, 27(4), 1214–1225. <https://doi.org/10.1002/2013GB004684>

944 Seifert, M., Rost, B., Trimborn, S., & Hauck, J. (2020). Meta-analysis of multiple driver  
945 effects on marine phytoplankton highlights modulating role of p CO<sub>2</sub>. *Global Change*  
946 *Biology*, 26(12), 6787–6804. <https://doi.org/10.1111/gcb.15341>

947 Sipler, R. E., Gong, D., Baer, S. E., Sanderson, M. P., Roberts, Q. N., Mulholland, M. R., &  
948 Bronk, D. A. (2017). Preliminary estimates of the contribution of Arctic nitrogen  
949 fixation to the global nitrogen budget. *Limnology and Oceanography Letters*, 2(5),  
950 159–166. <https://doi.org/10.1002/lol2.10046>

951 Steinacher, M., Joos, F., Frölicher, T. L., Bopp, L., Cadule, P., Cocco, V., Doney, S. C.,  
952 Gehlen, M., Lindsay, K., Moore, J. K., Schneider, B., & Segschneider, J. (2010).  
953 Projected 21st century decrease in marine productivity: A multi-model analysis.  
954 *Biogeosciences*, 7(3), 979–1005. <https://doi.org/10.5194/bg-7-979-2010>

955 Steinberg, D. K., Stamieszkin, K., Maas, A. E., Durkin, C. A., Passow, U., Estapa, M. L.,  
956 Omand, M. M., McDonnell, A. M. P., Karp-Boss, L., Galbraith, M., & Siegel, D. A.  
957 (2023). The Outsized Role of Salps in Carbon Export in the Subarctic Northeast  
958 Pacific Ocean. *Global Biogeochemical Cycles*, 37(1).  
959 <https://doi.org/10.1029/2022GB007523>

960 Subhas, A. V., Dong, S., Naviaux, J. D., Rollins, N. E., Ziveri, P., Gray, W., Rae, J. W. B.,  
961 Liu, X., Byrne, R. H., Chen, S., Moore, C., Martell-Bonet, L., Steiner, Z., Antler, G.,  
962 Hu, H., Lunstrum, A., Hou, Y., Kemnitz, N., Stutsman, J., ... Adkins, J. F. (2022).  
963 Shallow Calcium Carbonate Cycling in the North Pacific Ocean. *Global*  
964 *Biogeochemical Cycles*, 36(5), e2022GB007388.  
965 <https://doi.org/10.1029/2022GB007388>

966 Tagliabue, A., Barrier, N., Du Pontavice, H., Kwiatkowski, L., Aumont, O., Bopp, L.,  
967 Cheung, W. W. L., Gascuel, D., & Maury, O. (2020). An iron cycle cascade governs  
968 the response of equatorial Pacific ecosystems to climate change. *Global Change*  
969 *Biology*, 26(11), 6168–6179. <https://doi.org/10.1111/gcb.15316>

970 Tagliabue, A., Kwiatkowski, L., Bopp, L., Butenschön, M., Cheung, W., Lengaigne, M., &  
971 Vialard, J. (2021). Persistent Uncertainties in Ocean Net Primary Production Climate

972 Change Projections at Regional Scales Raise Challenges for Assessing Impacts on  
973 Ecosystem Services. *Frontiers in Climate*, 3.  
974 <https://www.frontiersin.org/articles/10.3389/fclim.2021.738224>

975 Tanioka, T., Matsumoto, K., & Lomas, M. W. (2021). Drawdown of Atmospheric pCO<sub>2</sub> via  
976 Variable Particle Flux Stoichiometry in the Ocean Twilight Zone. *Geophysical  
977 Research Letters*. <https://doi.org/10.1029/2021GL094924>

978 Terhaar, J., Orr, J. C., Ethé, C., Regnier, P., & Bopp, L. (2019). Simulated Arctic Ocean  
979 Response to Doubling of Riverine Carbon and Nutrient Delivery. *Global  
980 Biogeochemical Cycles*, 33(8), 1048–1070. <https://doi.org/10.1029/2019GB006200>

981 Tian, R. C., Deibel, D., Rivkin, R. B., & Vézina, A. F. (2004). Biogenic carbon and nitrogen  
982 export in a deep-convection region: Simulations in the Labrador Sea. *Deep Sea  
983 Research Part I: Oceanographic Research Papers*, 51(3), 413–437.  
984 <https://doi.org/10.1016/j.dsr.2003.10.015>

985 Trudnowska, E., Lacour, L., Ardyna, M., Rogge, A., Irisson, J. O., Waite, A. M., Babin, M.,  
986 & Stemmann, L. (2021). Marine snow morphology illuminates the evolution of  
987 phytoplankton blooms and determines their subsequent vertical export. *Nature  
988 Communications*, 12(1), 2816. <https://doi.org/10.1038/s41467-021-22994-4>

989 Weber, T., & Bianchi, D. (2020). Efficient Particle Transfer to Depth in Oxygen Minimum  
990 Zones of the Pacific and Indian Oceans. *Frontiers in Earth Science*, 8.  
991 <https://doi.org/10.3389/feart.2020.00376>

992 White, M. M., Waller, J. D., Lubelczyk, L. C., Drapeau, D. T., Bowler, B. C., Balch, W. M.,  
993 & Fields, D. M. (2018). Coccolith dissolution within copepod guts affects fecal pellet  
994 density and sinking rate. *Scientific Reports*, 8(1), Article 1.  
995 <https://doi.org/10.1038/s41598-018-28073-x>



996 Wickham, H., Averick, M., Bryan, J., Chang, W., McGowan, L., François, R., Golemund,  
997 G., Hayes, A., Henry, L., Hester, J., Kuhn, M., Pedersen, T., Miller, E., Bache, S.,  
998 Müller, K., Ooms, J., Robinson, D., Seidel, D., Spinu, V., ... Yutani, H. (2019).  
999 Welcome to the Tidyverse. *Journal of Open Source Software*, 4(43), 1686.  
1000 <https://doi.org/10.21105/joss.01686>

1001 Williams, J. R., & Giering, S. L. C. (2022). In Situ Particle Measurements Deemphasize the  
1002 Role of Size in Governing the Sinking Velocity of Marine Particles. *Geophysical*  
1003 *Research Letters*, 49(21), e2022GL099563. <https://doi.org/10.1029/2022GL099563>

1004 Wilson, J. D., Andrews, O., Katavouta, A., de Melo Viríssimo, F., Death, R. M., Adloff, M.,  
1005 Baker, C. A., Blackledge, B., Goldsworth, F. W., Kennedy-Asser, A. T., Liu, Q.,  
1006 Sieradzan, K. R., Vosper, E., & Ying, R. (2022). The biological carbon pump in  
1007 CMIP6 models: 21st century trends and uncertainties. *Proceedings of the National*  
1008 *Academy of Sciences*, 119(29), e2204369119.  
1009 <https://doi.org/10.1073/pnas.2204369119>

1010 Wrightson, L., & Tagliabue, A. (2020). Quantifying the Impact of Climate Change on Marine  
1011 Diazotrophy: Insights From Earth System Models. *Frontiers in Marine Science*, 7.  
1012 <https://www.frontiersin.org/articles/10.3389/fmars.2020.00635>

1013 Wrightson, L., Yang, N., Mahaffey, C., Hutchins, D. A., & Tagliabue, A. (2022). Integrating  
1014 the impact of global change on the niche and physiology of marine nitrogen-fixing  
1015 cyanobacteria. *Global Change Biology*, 28(23), 7078–7093.  
1016 <https://doi.org/10.1111/gcb.16399>

1017 Yamamoto, A., Hajima, T., Yamazaki, D., Noguchi Aita, M., Ito, A., & Kawamiya, M.  
1018 (2022). Competing and accelerating effects of anthropogenic nutrient inputs on  
1019 climate-driven changes in ocean carbon and oxygen cycles. *Science Advances*, 8(26),  
1020 eabl9207. <https://doi.org/10.1126/sciadv.abl9207>

- 1021 Yool, A., Palmiéri, J., Jones, C. G., de Mora, L., Kuhlbrodt, T., Popova, E. E., Nurser, A. J.  
1022 G., Hirschi, J., Blaker, A. T., Coward, A. C., Blockley, E. W., & Sellar, A. A. (2021).  
1023 Evaluating the physical and biogeochemical state of the global ocean component of  
1024 UKESM1 in CMIP6 historical simulations. *Geoscientific Model Development*, 14(6),  
1025 3437–3472. <https://doi.org/10.5194/gmd-14-3437-2021>
- 1026 Yool, A., Popova, E. E., & Anderson, T. R. (2013). MEDUSA-2.0: An intermediate  
1027 complexity biogeochemical model of the marine carbon cycle for climate change and  
1028 ocean acidification studies. *Geoscientific Model Development*, 6(5), 1767–1811.  
1029 <https://doi.org/10.5194/gmd-6-1767-2013>
- 1030 Zeebe, R. E., & Wolf-Gladrow, D. A. (2001). *CO<sub>2</sub> in seawater: Equilibrium, kinetics,*  
1031 *isotopes*. Elsevier.

1032  
1033

#### 1034 **References from the Supporting Information:**

- 1035 Adkins, J. F., Naviaux, J. D., Subhas, A. V., Dong, S., & Berelson, W. M. (2021). The Dissolution Rate of  
1036 CaCO<sub>3</sub> in the Ocean. *Annual Review of Marine Science*, 13, 57–80. [https://doi.org/10.1146/annurev-marine-](https://doi.org/10.1146/annurev-marine-041720-092514)  
1037 [041720-092514](https://doi.org/10.1146/annurev-marine-041720-092514)
- 1038 Alcolombri, U., Peaudecerf, F. J., Fernandez, V. I., Behrendt, L., Lee, K. S., & Stocker, R. (2021). Sinking  
1039 enhances the degradation of organic particles by marine bacteria. *Nature Geoscience*, 14(10), 775–780.  
1040 <https://doi.org/10.1038/s41561-021-00817-x>
- 1041 Alldredge, A. L. (2000). Interstitial dissolved organic carbon (DOC) concentrations within sinking marine  
1042 aggregates and their potential contribution to carbon flux. *Limnology and Oceanography*, 45(6), 1245–1253.  
1043 <https://doi.org/10.4319/lo.2000.45.6.1245>
- 1044 Alldredge, A. L., Granata, T. C., Gotschalk, C. C., & Dickey, T. D. (1990). The physical strength of marine  
1045 snow and its implications for particle disaggregation in the ocean. *Limnology and Oceanography*, 35(7),  
1046 1415–1428. <https://doi.org/10.4319/lo.1990.35.7.1415>
- 1047 Anderson, L. A., & Sarmiento, J. L. (1994). Redfield ratios of remineralization determined by nutrient data  
1048 analysis. *Global Biogeochemical Cycles*, 8(1), 65–80. <https://doi.org/10.1029/93GB03318>
- 1049 Anderson, T., Gentleman, W., & Sinha, B. (2010). Influence of grazing formulations on the emergent properties  
1050 of a complex ecosystem model in a global ocean general circulation model, *Progress in Oceanography*, 87(1-  
1051 4), 201–213, <https://doi.org/10.1016/j.pocean.2010.06.003>
- 1052 Anderson, T. R., Hessen, D. O., Gentleman, W. C., Yool, A., & Mayor, D. J. (2022). Quantifying the roles of  
1053 food intake and stored lipid for growth and development throughout the life cycle of a high-latitude copepod,  
1054 and consequences for ocean carbon sequestration. *Frontiers in Marine Science*, 9(July), 1–18.  
1055 <https://doi.org/10.3389/fmars.2022.928209>
- 1056 Anderson, T. R., Martin, A. P., Lampitt, R. S., Trueman, C. N., Henson, S. A., Mayor, D. J., & Link, J. (2019).  
1057 Quantifying carbon fluxes from primary production to mesopelagic fish using a simple food web model.  
1058 *ICES Journal of Marine Science*, 76(3), 690–701. <https://doi.org/10.1093/icesjms/fsx234>
- 1059 Andersson, A. J., Mackenzie, F. T., & Bates, N. R. (2008). Life on the margin: Implications of ocean  
1060 acidification on Mg-calcite, high latitude and cold-water marine calcifiers. *Marine Ecology Progress Series*,  
1061 373, 265–273. <https://doi.org/10.3354/meps07639>
- 1062 Archer, D., & Maier-Reimer, E. (1994). Effect of deep-sea sedimentary calcite preservation on atmospheric CO  
1063 2 concentration. *Nature*, 367(6460), 260–263. <https://doi.org/10.1038/367260a0>

1064 Archibald, K. M., Siegel, D. A., & Doney, S. C. (2019). Modeling the Impact of Zooplankton Diel Vertical  
1065 Migration on the Carbon Export Flux of the Biological Pump. *Global Biogeochemical Cycles*, 33(2), 181–  
1066 199. <https://doi.org/10.1029/2018GB005983>

1067 Archibald, K. M., Dutkiewicz, S., Laufkötter, C., & Moeller, H. V. (2022). Thermal responses in global marine  
1068 planktonic food webs are mediated by temperature effects on metabolism. *Journal of Geophysical Research:  
1069 Oceans*, 127, e2022JC018932. <https://doi.org/10.1029/2022JC018932>

1070 Aumont, O., Van Hulst, M., Roy-Barman, M., Dutay, J. C., Éthé, C., & Gehlen, M. (2017). Variable reactivity  
1071 of particulate organic matter in a global ocean biogeochemical model. *Biogeosciences*, 14(9), 2321–2341.  
1072 <https://doi.org/10.5194/bg-14-2321-2017>

1073 Bates, N. R., Michaels, A. F., & Knap, A. H. (1996). Alkalinity changes in the Sargasso Sea : geochemical  
1074 evidence of calcification ?, 51, 347–358.

1075 Battaglia, G., Steinacher, M., & Joos, F. (2016). A probabilistic assessment of calcium carbonate export and  
1076 dissolution in the modern ocean. *Biogeosciences*, 13(9), 2823–2848. [https://doi.org/10.5194/bg-13-2823-  
1077 2016](https://doi.org/10.5194/bg-13-2823-2016)

1078 Belcher, A., Iversen, M., Giering, S., Riou, V., Henson, S. A., Berline, L., et al. (2016). Depth-resolved particle-  
1079 associated microbial respiration in the northeast Atlantic. *Biogeosciences*, 13(17), 4927–4943.  
1080 <https://doi.org/10.5194/bg-13-4927-2016>

1081 Belcher, A., Manno, C., Ward, P., Henson, S. A., Sanders, R., & Tarling, G. A. (2017). Copepod faecal pellet  
1082 transfer through the meso- and bathypelagic layers in the Southern Ocean in spring. *Biogeosciences*, 14(6),  
1083 1511–1525. <https://doi.org/10.5194/bg-14-1511-2017>

1084 Belcher, A., Saunders, R. A., & Tarling, G. A. (2019). Respiration rates and active carbon flux of mesopelagic  
1085 fishes (Family Myctophidae) in the Scotia Sea, Southern Ocean. *Marine Ecology Progress Series*, 610:149-  
1086 162. <https://doi.org/10.3354/meps12861>

1087 Benavides, M., Bonnet, S., Le Moigne, F. A. C., Armin, G., Inomura, K., Hallstrøm, S., et al. (2022). Sinking  
1088 *Trichodesmium* fixes nitrogen in the dark ocean. *ISME Journal*, 16(10), 2398–2405.  
1089 <https://doi.org/10.1038/s41396-022-01289-6>

1090 Bissett, A., Neu, T. R., & de Beer, D. (2011). Dissolution of calcite in the twilight zone: Bacterial control of  
1091 dissolution of sinking planktonic carbonates is unlikely. *PLoS ONE*, 6(11).  
1092 <https://doi.org/10.1371/journal.pone.0026404>

1093 Bollens, S. M., Rollwagen-Bollens, G., Quenette, J. A., & Bochdansky, A. B. (2011). Cascading migrations and  
1094 implications for vertical fluxes in pelagic ecosystems. *Journal of Plankton Research*, 33(3), 349–355.  
1095 <https://doi.org/10.1093/plankt/fbq152>

1096 Bonnet, S., Benavides, M., Moigne, F. A. C. Le, Camps, M., Torremocha, A., Grosso, O., et al. (2022).  
1097 Diazotrophs are overlooked contributors to carbon and nitrogen export to the deep ocean. *ISME Journal*, 17,  
1098 47-58. <https://doi.org/10.1038/s41396-022-01319-3>

1099 Bopp, L., O. Aumont, L. Kwiatkowski, C. Clerc, L. Dupont, C. Ethé, T. Gorgues, R. Séférian and A. Tagliabue  
1100 (2022). Diazotrophy as a key driver of the response of marine net primary productivity to climate change.  
1101 *Biogeosciences* 19(17), 4267-4285. <https://doi.org/10.5194/bg-19-4267-2022>

1102 Boscolo-Galazzo, F., Crichton, K., Barker, S. & Pearson, P. (2018). Temperature dependency of metabolic rates  
1103 in the upper ocean: A positive feedback to global climate change? *Global and Planetary Change*, 170, 201-  
1104 212. <https://doi.org/10.1016/j.gloplacha.2018.08.017>

1105 Boudreau, B. P., Middelburg, J. J., & Luo, Y. (2018). The role of calcification in carbonate compensation.  
1106 *Nature Geoscience*, 11(12), 894–900. <https://doi.org/10.1038/s41561-018-0259-5>

1107 Boyd, P. W., & Kennedy, F. (2021). Microbes in a sea of sinking particles. *Nature Microbiology*, 6(12), 1479–  
1108 1480. <https://doi.org/10.1038/s41564-021-01005-8>

1109 Boyd, P. W., & Trull, T. W. (2007). Understanding the export of biogenic particles in oceanic waters: Is there  
1110 consensus? *Progress in Oceanography*, 72(4), 276–312. <https://doi.org/10.1016/j.pocan.2006.10.007>

1111 Boyd, P. W., Claustre, H., Levy, M., Siegel, D. A., & Weber, T. (2019). Multi-faceted particle pumps drive  
1112 carbon sequestration in the ocean. *Nature*, 568(7752), 327–335. <https://doi.org/10.1038/s41586-019-1098-2>

1113 Brenner, H., Braeckman, U., Le Guitton, M., & Meysman, F. J. R. (2016). The impact of sedimentary alkalinity  
1114 release on the water column CO<sub>2</sub> system in the North Sea. *Biogeosciences*, 13(3), 841–863.  
1115 <https://doi.org/10.5194/bg-13-841-2016>

1116 Briggs, N., Dall’Olmo, G. & Claustre, H. (2020). Major role of particle fragmentation in regulating biological  
1117 sequestration of CO<sub>2</sub> by the oceans. *Science*, 2020, 367 (6479), pp.791-793.  
1118 <https://doi.org/10.1126/science.aay1790>

1119 Buesseler, K. O., Lamborg, C. H., Boyd, P. W., Lam, P. J., Trull, T. W., Bidigare, R. R., et al. (2007).  
1120 Revisiting Carbon Flux Through the Ocean’s Twilight Zone. *Science*, 316(5824), 567–570.  
1121 <https://doi.org/10.1126/science.1137959>

1122 Buitenhuis, E. T., Le Quéré, C., Bednaršek, N., & Schiebel, R. (2019). Large Contribution of Pteropods to  
1123 Shallow CaCO<sub>3</sub> Export. *Global Biogeochemical Cycles*, 33(3), 458–468.  
1124 <https://doi.org/10.1029/2018GB006110>

1125 Cabrera-Brufau, M., Arin, L., Sala, M. M., Cermeño, P., & Marrasé, C. (2021). Diatom Dominance Enhances  
1126 Resistance of Phytoplanktonic POM to Mesopelagic Microbial Decomposition. *Frontiers in Marine Science*,  
1127 8, 1–17. <https://doi.org/10.3389/fmars.2021.683354>

1128 Cavan, E. L., Henson, S. A., Belcher, A., & Sanders, R. (2017). Role of zooplankton in determining the  
1129 efficiency of the biological carbon pump. *Biogeosciences*, 14(1), 177–186. <https://doi.org/10.5194/bg-14-177-2017>

1130

1131 Cavan, E. L., Kawaguchi, S., & Boyd, P. W. (2021). Implications for the mesopelagic microbial gardening  
1132 hypothesis as determined by experimental fragmentation of Antarctic krill fecal pellets. *Ecology and*  
1133 *Evolution*, 11(2), 1023–1036. <https://doi.org/10.1002/ece3.7119>

1134 Cavan, E. L., Le Moigne, F. A. C., Poulton, A. J., Tarling, G. A., Ward, P., Daniels, C. J., et al. (2015).  
1135 Attenuation of particulate organic carbon flux in the Scotia Sea, Southern Ocean, is controlled by  
1136 zooplankton fecal pellets. *Geophysical Research Letters*, 42(3), 821–830.  
1137 <https://doi.org/10.1002/2014GL062744>

1138 Chen, C. T. A. (2002). Shelf-vs. dissolution-generated alkalinity above the chemical lysocline. *Deep-Sea*  
1139 *Research Part II: Topical Studies in Oceanography*, 49(24–25), 5365–5375. [https://doi.org/10.1016/S0967-0645\(02\)00196-0](https://doi.org/10.1016/S0967-0645(02)00196-0)

1140

1141 Chen, H., Haumann, F. A., Talley, L. D., Johnson, K. S., & Sarmiento, J. L. (2022). The deep ocean's carbon  
1142 exhaust. *Global Biogeochemical Cycles*, 36, e2021GB007156. <https://doi.org/10.1029/2021GB007156>

1143 Cherabier, P. & Ferrière, R. Eco-evolutionary responses of the microbial loop to surface ocean warming and  
1144 consequences for primary production (2022). *ISME Journal*, 16, 1130–1139. <https://doi.org/10.1038/s41396-021-01166-8>

1145

1146 Countryman, C. E., Steinberg, D. K., & Burd, A. B. (2022). Modelling the effects of copepod diel vertical  
1147 migration and community structure on ocean carbon flux using an agent-based model. *Ecological Modelling*,  
1148 470(July 2021), 110003. <https://doi.org/10.1016/j.ecolmodel.2022.110003>

1149 Cram, J. A., Fuchsman, C. A., Duffy, M. E., Pretty, J. L., Lekanoff, R. M., Neibauer, J. A., et al. (2022). Slow  
1150 Particle Remineralization, Rather Than Suppressed Disaggregation, Drives Efficient Flux Transfer Through  
1151 the Eastern Tropical North Pacific Oxygen Deficient Zone. *Global Biogeochemical Cycles*, 36(1).  
1152 <https://doi.org/10.1029/2021GB007080>

1153 Cram, J. A., Weber, T., Leung, S. W., McDonnell, A. M. P., Liang, J. H., & Deutsch, C. (2018). The Role of  
1154 Particle Size, Ballast, Temperature, and Oxygen in the Sinking Flux to the Deep Sea. *Global*  
1155 *Biogeochemical Cycles*, 32(5), 858–876. <https://doi.org/10.1029/2017GB005710>

1156 Dadou, I., Lamy, F., Rabouille, C., Ruiz-Pino, D., Andersen, V., Bianchi, M., & Garçon, V. (2001). An  
1157 integrated biological pump model from the euphotic zone to the sediment: A 1-D application in the  
1158 Northeast tropical Atlantic. *Deep-Sea Research Part II: Topical Studies in Oceanography*, 48(10), 2345–  
1159 2381. [https://doi.org/10.1016/S0967-0645\(00\)00177-6](https://doi.org/10.1016/S0967-0645(00)00177-6)

1160 Davison, P. C., Checkley, D. M., Koslow, J. A., & Barlow, J. (2013). Carbon export mediated by mesopelagic  
1161 fishes in the northeast Pacific Ocean. *Progress in Oceanography*, 116, 14–30.  
1162 <https://doi.org/10.1016/j.pocean.2013.05.013>

1163 Devol, A. H., & Hartnett, H. E. (2001). Role of the oxygen-deficient zone in transfer of organic carbon to the  
1164 deep ocean. *Limnology and Oceanography*, 46(7), 1684–1690. <https://doi.org/10.4319/lo.2001.46.7.1684>

1165 Dilling, L., & Alldredge, A. L. (2000). Fragmentation of marine snow by swimming macrozooplankton: A new  
1166 process impacting carbon cycling in the sea. *Deep-Sea Research Part I: Oceanographic Research Papers*,  
1167 47(7), 1227–1245. [https://doi.org/10.1016/S0967-0637\(99\)00105-3](https://doi.org/10.1016/S0967-0637(99)00105-3)

1168 Dittmar, T., Lennartz, S. T., Buck-Wiese, H., Hansell, D. A., Santinelli, C., Vanni, C., et al. (2021). Enigmatic  
1169 persistence of dissolved organic matter in the ocean. *Nature Reviews Earth and Environment*, 2(8), 570–583.  
1170 <https://doi.org/10.1038/s43017-021-00183-7>

1171 Drake, T. W., Tank, S. E., Zhulidov, A. V., Holmes, R. M., Gurtovaya, T., & Spencer, R. G. M. (2018).  
1172 Increasing Alkalinity Export from Large Russian Arctic Rivers. *Environmental Science and Technology*,  
1173 52(15), 8302–8308. <https://doi.org/10.1021/acs.est.8b01051>

1174 Durkin, C. A., Buesseler, K. O., Cetinić, I., Estapa, M. L., Kelly, R. P., & Omand, M. (2021). A Visual Tour of  
1175 Carbon Export by Sinking Particles. *Global Biogeochemical Cycles*, 35(10), 1–17.  
1176 <https://doi.org/10.1029/2021GB006985>

1177 Durkin, C. A., Estapa, M. L., & Buesseler, K. O. (2015). Observations of carbon export by small sinking  
1178 particles in the upper mesopelagic. *Marine Chemistry*, 175, 72–81.  
1179 <https://doi.org/10.1016/j.marchem.2015.02.011>

1180 Dutkiewicz, S., Cermeno, P., Jahn, O., Follows, M. J., Hickman, A. E., Taniguchi, D. A. A., & Ward, B. A.  
1181 (2020). Dimensions of marine phytoplankton diversity, *Biogeosciences*, 17, 609–634,  
1182 <https://doi.org/10.5194/bg-17-609-2020>

1183 Else, B. G. T., Cranch, A., Sims, R. P., Jones, S., Dalman, L. A., Mundy, C. J., et al. (2022). Variability in sea  
1184 ice carbonate chemistry: a case study comparing the importance of ikaite precipitation, bottom-ice algae, and  
1185 currents across an invisible polynya. *Cryosphere*, 16(9), 3685–3701. [https://doi.org/10.5194/tc-16-3685-](https://doi.org/10.5194/tc-16-3685-2022)  
1186 [2022](https://doi.org/10.5194/tc-16-3685-2022)

1187 Engel, A., Goldthwait, S., Passow, U., & Alldredge, A. (2002). Temporal decoupling of carbon and nitrogen  
1188 dynamics in a mesocosm diatom bloom. *Limnology and Oceanography*, 47(3), 753–761.  
1189 <https://doi.org/10.4319/lo.2002.47.3.0753>

1190 Engel, A., Wagner, H., Le Moigne, F. A. C., & Wilson, S. T. (2017). Particle export fluxes to the oxygen  
1191 minimum zone of the eastern tropical North Atlantic. *Biogeosciences*, 14(7), 1825–1838.  
1192 <https://doi.org/10.5194/bg-14-1825-2017>

1193 Evans, C., & Wilson, W. H. (2008). Preferential grazing of *Oxyrrhis marina* on virus-infected *Emiliania huxleyi*.  
1194 *Limnology and Oceanography*, 53(5), 2035–2040. <https://doi.org/10.4319/lo.2008.53.5.2035>

1195 Findlay, H. S., Wood, H. L., Kendall, M. A., Widdicombe, S., Spicer, J. I., & Twitchett, R. J. (2011).  
1196 Comparing the impact of high CO<sub>2</sub> on calcium carbonate structures in different marine organisms. *Marine*  
1197 *Biology Research*, 7(6), 565–575. <https://doi.org/10.1080/17451000.2010.547200>

1198 Fischer, G., & Karakaş, G. (2009). Sinking rates and ballast composition of particles in the Atlantic ocean:  
1199 Implications for the organic carbon fluxes to the deep ocean. *Biogeosciences*, 6(1), 85–102.  
1200 <https://doi.org/10.5194/bg-6-85-2009>

1201 Flynn, K.J., S.A. Kimmance, D.R. Clark, A. Mitra, L. Polimene and W.H. Wilson (2021). Modelling the Effects  
1202 of Traits and Abiotic Factors on Viral Lysis in Phytoplankton. *Frontiers in Marine Science* 8.  
1203 <https://doi.org/10.3389/fmars.2021.667184>

1204 Fong, M. B., & Dickson, A. G. (2019). Insights from GO-SHIP hydrography data into the thermodynamic  
1205 consistency of CO<sub>2</sub> system measurements in seawater. *Marine Chemistry*, 211, 52–63.  
1206 <https://doi.org/10.1016/j.marchem.2019.03.006>

1207 Francois, R., Honjo, S., Krishfield, R., & Manganini, S. (2002). Factors controlling the flux of organic carbon to  
1208 the bathypelagic zone of the ocean. *Global Biogeochemical Cycles*, 16(4), 34-1-34-20.  
1209 <https://doi.org/10.1029/2001GB001722>

1210 Friedrichs, M. A. M., Dusenberry, J. A., Anderson, L. A., Armstrong, R. A., Chai, F., Christian, J. R., et al.  
1211 (2007). Assessment of skill and portability in regional marine biogeochemical models: Role of multiple  
1212 planktonic groups. *Journal of Geophysical Research: Oceans*, 112(8), 1–22.  
1213 <https://doi.org/10.1029/2006JC003852>

1214 Fry, C. H., Tyrrell, T., Hain, M. P., Bates, N. R., & Achterberg, E. P. (2015). Analysis of global surface ocean  
1215 alkalinity to determine controlling processes. *Marine Chemistry*, 174, 46–57.  
1216 <https://doi.org/10.1016/j.marchem.2015.05.003>

1217 Gangstø, R., Gehlen, M., Schneider, B., Bopp, L., Aumont, O., & Joos, F. (2008). Modeling the marine  
1218 aragonite cycle: Changes under rising carbon dioxide and its role in shallow water CaCO<sub>3</sub> dissolution.  
1219 *Biogeosciences*, 5(4), 1057–1072. <https://doi.org/10.5194/bg-5-1057-2008>

1220 Gärdes, A., Iversen, M. H., Grossart, H. P., Passow, U., & Ullrich, M. S. (2011). Diatom-associated bacteria are  
1221 required for aggregation of *Thalassiosira weissflogii*. *ISME Journal*, 5(3), 436–445.  
1222 <https://doi.org/10.1038/ismej.2010.145>

1223 Gehlen, M., Bopp, L., Emprin, N., Aumont, O., Heinze, C., & Ragueneau, O. (2006). Reconciling surface ocean  
1224 productivity, export fluxes and sediment composition in a global biogeochemical ocean model.  
1225 *Biogeosciences*, 3(4), 521–537. <https://doi.org/10.5194/bg-3-521-2006>

1226 Giering, S. L. C., Sanders, R., Lampitt, R. S., Anderson, T. R., Tamburini, C., Boutrif, M., et al. (2014).  
1227 Reconciliation of the carbon budget in the ocean’s twilight zone. *Nature*, 507(7493), 480–483.  
1228 <https://doi.org/10.1038/nature13123>

1229 Giering, S.L.C., S. Steigenberger, E.P. Achterberg, R. Sanders and D.J. Mayor (2012). Elevated iron to nitrogen  
1230 recycling by mesozooplankton in the Northeast Atlantic Ocean. *Geophysical Research Letters* 39(12),  
1231 <https://doi.org/10.1029/2012GL051776>

1232 Goldthwait, S., Yen, J., Brown, J., & Alldredge, A. (2004). Quantification of marine snow fragmentation by  
1233 swimming euphausiids. *Limnology and Oceanography*, 49(4 I), 940–952.  
1234 <https://doi.org/10.4319/lo.2004.49.4.0940>

1235 Gonçalves Leles, S., Polimene, L., Bruggeman, J., Blackford, J., Ciavatta, S., Mitra, A., & Flynn, K. J. (2018).  
1236 Modelling mixotrophic functional diversity and implications for ecosystem function. *Journal of Plankton*  
1237 *Research*, 40(6), 627–642. <https://doi.org/10.1093/plankt/fby044>

1238 Goode, A. G., Fields, D. M., Archer, S. D., & Martínez, J. M. (2019). Physiological responses of *Oxyrrhis*  
1239 *marina* to a diet of virally infected *Emiliania huxleyi*. *PeerJ*, 2019(4), 1–25.  
1240 <https://doi.org/10.7717/peerj.6722>

1241 Gorgues, T., Aumont, O., & Memery, L. (2019). Simulated Changes in the Particulate Carbon Export Efficiency  
1242 due to Diel Vertical Migration of Zooplankton in the North Atlantic. *Geophysical Research Letters*, 46(10),  
1243 5387–5395. <https://doi.org/10.1029/2018GL081748>

1244 Goutx, M., Cedex, M., Wakeham, S. G., Lee, C., Duflos, M., Guigue, C., et al. (2007). Composition and  
1245 degradation of marine particles with different settling velocities in the northwestern Mediterranean Sea,  
1246 *Limnology and Oceanography*, 52(4), 1645–1664. <https://doi.org/10.4319/lo.2007.52.4.1645>

1247 Guidi, L., Stemann, L., Jackson, G. A., Ibanez, F., Claustre, H., Legendre, L., et al. (2009). Effects of  
1248 phytoplankton community on production, size and export of large aggregates: A world-ocean analysis.  
1249 *Limnology and Oceanography*, 54(6), 1951–1963. <https://doi.org/10.4319/lo.2009.54.6.1951>

1250 Guislain, A. L. N., & Köhler, J. (2022). From minute to day: Ecophysiological response of phytoplankton to  
1251 fluctuating light exposure during vertical mixing. *Limnology and Oceanography*, 67, 2809–2820.  
1252 <https://doi.org/10.1002/lno.12240>

1253 Hach, P. F., Marchant, H. K., Krupke, A., Riedel, T., Meier, D. V., Lavik, G., et al. (2020). Rapid microbial  
1254 diversification of dissolved organic matter in oceanic surface waters leads to carbon sequestration. *Scientific*  
1255 *Reports*, 10(1), 1–10. <https://doi.org/10.1038/s41598-020-69930-y>

1256 Halfter, S., Cavan, E. L., Butterworth, P., Swadling, K. M., & Boyd, P. W. (2022). “Sinking dead”—How  
1257 zooplankton carcasses contribute to particulate organic carbon flux in the subantarctic Southern Ocean.  
1258 *Limnology and Oceanography*, 67(1), 13–25. <https://doi.org/10.1002/lno.11971>

1259 Hammer, A., & Pitchford J. (2005). The role of mixotrophy in plankton bloom dynamics, and the consequences  
1260 for productivity, *ICES Journal of Marine Science*, 62(5), 833–840.  
1261 <https://doi.org/10.1016/j.icesjms.2005.03.001>

1262 Hawco, N. J., Tagliabue, A., & Twining, B. S. (2022). Manganese Limitation of Phytoplankton Physiology and  
1263 Productivity in the Southern Ocean. *Global Biogeochemical Cycles*, 36(11).  
1264 <https://doi.org/10.1029/2022gb007382>

1265 Henson, S. A., Sanders, R., & Madsen, E. (2012). Global patterns in efficiency of particulate organic carbon  
1266 export and transfer to the deep ocean. *Global Biogeochemical Cycles*, 26(1), 1–14.  
1267 <https://doi.org/10.1029/2011GB004099>

1268 Hieronymus, J., & Walin, G. (2013). Unravelling the land source: An investigation of the processes contributing  
1269 to the oceanic input of DIC and alkalinity. *Tellus, Series B: Chemical and Physical Meteorology*, 65(1), 1–  
1270 10. <https://doi.org/10.3402/tellusb.v65i0.19683>

1271 Hoarfrost, A., & Arnosti, C. (2017). Heterotrophic extracellular enzymatic activities in the Atlantic ocean follow  
1272 patterns across spatial and depth regimes. *Frontiers in Marine Science*, 4, 1–11.  
1273 <https://doi.org/10.3389/fmars.2017.00200>

1274 Holder, C., & Gnanadesikan, A. (2023). How well do Earth System Models capture apparent relationships  
1275 between phytoplankton biomass and environmental variables? *Global Biogeochemical Cycles*, 37,  
1276 e2023GB007701. <https://doi.org/10.1029/2023GB007701>

1277 Hopkinson, C. S., & Vallino, J. J. (2005). Efficient export of carbon to the deep ocean through dissolved organic  
1278 matter. *Nature*, 433(7022), 142–145. <https://doi.org/10.1038/nature03191>

1279 Hu, X., & Cai, W. J. (2011). An assessment of ocean margin anaerobic processes on oceanic alkalinity budget.  
1280 *Global Biogeochemical Cycles*, 25(3), 1–11. <https://doi.org/10.1029/2010GB003859>

1281 Irwin, A., Finkel, Z., Muller-Karger, F., & Ghinaglia, L. (2015). Phytoplankton adapt to changing ocean  
1282 environments. *PNAS*, 112 (18) 5762-5766. <https://doi.org/10.1073/pnas.1414752112>

1283 Iversen, M. H., & Lampitt, R. S. (2020). Size does not matter after all: No evidence for a size-sinking  
1284 relationship for marine snow. *Progress in Oceanography*, 189, 102445.  
1285 <https://doi.org/10.1016/j.pocean.2020.102445>

1286 Iversen, M. H., & Ploug, H. (2010). Ballast minerals and the sinking carbon flux in the ocean: carbon-specific  
1287 respiration rates and sinking velocity of marine snow aggregates. *Biogeosciences*, 7(9), 2613–2624.  
1288 <https://doi.org/10.5194/bg-7-2613-2010>

1289 Iversen, M. H., Pakhomov, E. A., Hunt, B. P. V., van der Jagt, H., Wolf-Gladrow, D., & Klaas, C. (2017).  
1290 Sinkers or floaters? Contribution from salp pellets to the export flux during a large bloom event in the  
1291 Southern Ocean. *Deep Sea Research Part II: Topical Studies in Oceanography*, 138, 116–125.  
1292 <https://doi.org/10.1016/j.dsr2.2016.12.004>

1293 Iversen, M., & Poulsen, L. (2007). Coprorhexy, coprophagy, and coprochaly in the copepods *Calanus*  
1294 *helgolandicus*, *Pseudocalanus elongatus*, and *Oithona similis*. *Marine Ecology Progress Series*, 350(1990),  
1295 79–89. <https://doi.org/10.3354/meps07095>

1296 Jackson, G. A., Waite, A. M., & Boyd, P. W. (2005). Role of algal aggregation in vertical carbon export during  
1297 SOIREE and in other low biomass environments. *Geophysical Research Letters*, 32(13), 1–4.  
1298 <https://doi.org/10.1029/2005GL023180>

1299 Jansen, H., & Wolf-Gladrow, D. A. (2001). Carbonate dissolution in copepod guts: A numerical model. *Marine*  
1300 *Ecology Progress Series*, 221(1995), 199–207. <https://doi.org/10.3354/meps221199>

1301 Jiao, N., Herndl, G. J., Hansell, D. A., Benner, R., Kattner, G., Wilhelm, S. W., et al. (2010). Microbial  
1302 production of recalcitrant dissolved organic matter: Long-term carbon storage in the global ocean. *Nature*  
1303 *Reviews Microbiology*, 8(8), 593–599. <https://doi.org/10.1038/nrmicro2386>

1304 Jónasdóttir, S. H., Visser, A. W., Richardson, K., & Heath, M. R. (2015). Seasonal copepod lipid pump  
1305 promotes carbon sequestration in the deep North Atlantic. *Proceedings of the National Academy of Sciences*,  
1306 112(39), 12122–12126. <https://doi.org/10.1073/pnas.1512110112>

1307 Jónasdóttir, Sigrún H., Wilson, R. J., Gislason, A., & Heath, M. R. (2019). Lipid content in overwintering  
1308 *Calanus finmarchicus* across the Subpolar Eastern North Atlantic Ocean. *Limnology and Oceanography*,  
1309 64(5), 2029–2043. <https://doi.org/10.1002/lno.11167>

1310 Kaneko, H., Blanc-Mathieu, R., Endo, H., Chaffron, S., Delmont, T. O., Gaia, M., et al. (2021). Eukaryotic virus  
1311 composition can predict the efficiency of carbon export in the global ocean. *IScience*, 24(1).  
1312 <https://doi.org/10.1016/j.isci.2020.102002>

1313 Karakaş, G., Nowald, N., Schäfer-Neth, C., Iversen, M., Barkmann, W., Fischer, G., et al. (2009). Impact of  
1314 particle aggregation on vertical fluxes of organic matter. *Progress in Oceanography*, 83(1–4), 331–341.  
1315 <https://doi.org/10.1016/j.pocean.2009.07.047>

1316 Karakaş, O., Völker, C., Iversen, M., Hagen, W., Wolf-Gladrow, D., Fach, B., & Hauck, J. (2021). Modeling  
1317 the Impact of Macrozooplankton on Carbon Export Production in the Southern Ocean. *Journal of*  
1318 *Geophysical Research: Oceans*, 126(12), 1–22. <https://doi.org/10.1029/2021JC017315>

1319 Kim, H. C., & Lee, K. (2009). Significant contribution of dissolved organic matter to seawater alkalinity.  
1320 *Geophysical Research Letters*, 36(20), 1–5. <https://doi.org/10.1029/2009GL040271>

1321 Klaas, C., & Archer, D. E. (2002). Association of sinking organic matter with various types of mineral ballast in  
1322 the deep sea: Implications for the rain ratio. *Global Biogeochemical Cycles*, 16(4), 63-1-63–14.  
1323 <https://doi.org/10.1029/2001GB001765>

1324 Ko, Y. H., Lee, K., Eom, K. H., & Han, I. S. (2016). Organic alkalinity produced by phytoplankton and its effect  
1325 on the computation of ocean carbon parameters. *Limnology and Oceanography*, 61(4), 1462–1471.  
1326 <https://doi.org/10.1002/lno.10309>

1327 Kroeker, K. J., Gambi, M. C., & Micheli, F. (2013). Community dynamics and ecosystem simplification in a  
1328 high-CO<sub>2</sub> ocean. *Proceedings of the National Academy of Sciences of the United States of America*,  
1329 110(31), 12721–12726. <https://doi.org/10.1073/pnas.1216464110>

1330 Krumhardt, K. M., Long, M. C., Lindsay, K., & Levy, M. N. (2020). Southern Ocean Calcification Controls the  
1331 Global Distribution of Alkalinity. *Global Biogeochemical Cycles*, 34(12), 1–17.  
1332 <https://doi.org/10.1029/2020GB006727>

1333 Krumins, V., Gehlen, M., Arndt, S., Van Cappellen, P., & Regnier, P. (2013). Dissolved inorganic carbon and  
1334 alkalinity fluxes from coastal marine sediments: Model estimates for different shelf environments and  
1335 sensitivity to global change. *Biogeosciences*, 10(1), 371–398. <https://doi.org/10.5194/bg-10-371-2013>

1336 Kwiatkowski, L., Aumont, O., & Bopp, L. (2018a). Consistent trophic amplification of marine biomass declines  
1337 under climate change. *Global Change Biology*, 25, 218-229. <https://doi.org/10.1111/gcb.14468>

1338 Kwiatkowski, L., Aumont, O., Bopp, L., & Ciais, P. (2018b). The impact of variable phytoplankton  
1339 stoichiometry on projections of primary production, food quality, and carbon uptake in the global ocean.  
1340 *Global Biogeochemical Cycles*, 32, 516–528. <https://doi.org/10.1002/2017GB005799>

1341 Kwiatkowski, L., J. Naar, L. Bopp, O. Aumont, D. Defrance and D. Couespel (2019). Decline in Atlantic  
1342 Primary Production Accelerated by Greenland Ice Sheet Melt. *Geophysical Research Letters* 46(20), 11347-  
1343 11357. <https://doi.org/10.1029/2019GL085267>

1344 Kwiatkowski, L., Yool, A., Allen, J. I., Anderson, T. R., Barciela, R., Buitenhuis, E. T., et al. (2014). IMarNet:  
1345 An ocean biogeochemistry model intercomparison project within a common physical ocean modelling  
1346 framework. *Biogeosciences*, 11(24), 7291–7304. <https://doi.org/10.5194/bg-11-7291-2014>

1347 Kwon, E. Y., Sreesh, M. G., Timmermann, A., Karl, D. M., Church, M. J., Lee, S. S., & Yamaguchi, R.  
1348 (2022). Nutrient uptake plasticity in phytoplankton sustains future ocean net primary production. *Science*  
1349 *Advances*, 8(51), eadd2475. <https://doi.org/10.1126/sciadv.add2475>

1350 Laber, C. P., Hunter, J. E., Carvalho, F., Collins, J. R., Hunter, E. J., Schieler, B. M., et al. (2018).  
1351 Coccolithovirus facilitation of carbon export in the North Atlantic. *Nature Microbiology*, 3(5), 537–547.  
1352 <https://doi.org/10.1038/s41564-018-0128-4>

1353 Lacroix, F., Ilyina, T., & Hartmann, J. (2020). Oceanic CO<sub>2</sub> outgassing and biological production hotspots  
1354 induced by pre-industrial river loads of nutrients and carbon in a global modeling approach. *Biogeosciences*,  
1355 17(1), 55–88. <https://doi.org/10.5194/bg-17-55-2020>

- 1356 Lam, P. J., Doney, S. C., & Bishop, J. K. B. (2011). The dynamic ocean biological pump: Insights from a global  
1357 compilation of particulate organic carbon, CaCO<sub>3</sub>, and opal concentration profiles from the mesopelagic.  
1358 *Global Biogeochemical Cycles*, 25(3), GB3009. <https://doi.org/10.1029/2010GB003868>
- 1359 Lampitt, R. S., Noji, T., & von Bodungen, B. (1990). What happens to zooplankton faecal pellets? Implications  
1360 for material flux. *Marine Biology*, 104(1), 15–23. <https://doi.org/10.1007/BF01313152>
- 1361 Lannuzel, D., Tedesco, L., van Leeuwe, M., Campbell, K., Flores, H., Delille, B., et al. (2020). The future of  
1362 Arctic sea-ice biogeochemistry and ice-associated ecosystems. *Nature Climate Change*, 10(11), 983–992.  
1363 <https://doi.org/10.1038/s41558-020-00940-4>
- 1364 Laufkötter, C., John, J. G., Stock, C. A., & Dunne, J. P. (2017). Temperature and oxygen dependence of the  
1365 remineralization of organic matter. *Global Biogeochemical Cycles*, 31(7), 1038–1050.  
1366 <https://doi.org/10.1002/2017GB005643>
- 1367 Laufkötter, C., M. Vogt, N. Gruber, M. Aita-Noguchi, O. Aumont, L. Bopp, E. Buitenhuis, S.C. Doney, J.  
1368 Dunne, T. Hashioka, J. Hauck, T. Hirata, J. John, C. Le Quééré, I.D. Lima, H. Nakano, R. Seferian, I.  
1369 Totterdell, M. Vichi and C. Völker (2015). Drivers and uncertainties of future global marine primary  
1370 production in marine ecosystem models. *Biogeosciences* 12(23), 6955–6984. <https://doi.org/10.5194/bg-12-6955-2015>
- 1371
- 1372 Le Moigne, F. A. C., Pabortsava, K., Marcinko, C. L. J., & Martin, P. (2014). Where is mineral ballast  
1373 important for surface export of particulate organic carbon in the ocean? *Geophysical Research Letters*,  
1374 41(23), 8460–8468. <https://doi.org/10.1002/2014GL061678>.
- 1375 Lebrato, M., de Jesus Mendes, P., Steinberg, D. K., Cartes, J. E., Jones, B. M., Birsa, L. M., et al. (2013). Jelly  
1376 biomass sinking speed reveals a fast carbon export mechanism. *Limnology and Oceanography*, 58(3), 1113–  
1377 1122. <https://doi.org/10.4319/lo.2013.58.3.1113>
- 1378 Leung, J. Y. S., Zhang, S., & Connell, S. D. (2022). Is Ocean Acidification Really a Threat to Marine  
1379 Calcifiers? A Systematic Review and Meta-Analysis of 980 + Studies Spanning Two Decades, *Small*, 18,  
1380 2107407. <https://doi.org/10.1002/smll.202107407>
- 1381 Loh, A. N., & Bauer, J. E. (2000). Distribution, partitioning and fluxes of dissolved and particulate organic C, N  
1382 and P in the eastern North Pacific and Southern Oceans. *Deep-Sea Research Part I: Oceanographic Research*  
1383 *Papers*, 47(12), 2287–2316. [https://doi.org/10.1016/S0967-0637\(00\)00027-3](https://doi.org/10.1016/S0967-0637(00)00027-3)
- 1384 Maerz, J., Six, K. D., Stemmler, I., Ahmerkamp, S., & Ilyina, T. (2020). Microstructure and composition of  
1385 marine aggregates as co-determinants for vertical particulate organic carbon transfer in the global ocean.  
1386 *Biogeosciences*, 17(7), 1765–1803. <https://doi.org/10.5194/bg-17-1765-2020>
- 1387 Marañón, E., Lorenzo, M.P., Cermeño, P., & Mouriño-Carballido (2018). Nutrient limitation suppresses the  
1388 temperature dependence of phytoplankton metabolic rates. *ISME Journal*, 12, 1836–1845.  
1389 <https://doi.org/10.1038/s41396-018-0105-1>
- 1390 Martin, P., Lampitt, R. S., Jane Perry, M., Sanders, R., Lee, C., & D’Asaro, E. (2011). Export and mesopelagic  
1391 particle flux during a North Atlantic spring diatom bloom. *Deep Sea Research Part I: Oceanographic*  
1392 *Research Papers*, 58(4), 338–349. <https://doi.org/10.1016/j.dsr.2011.01.006>
- 1393 Martiny, A.C., G.I. Hagstrom, T. DeVries, R.T. Letscher, G.L. Britten, C.A. Garcia, E. Galbraith, D. Karl, S.A.  
1394 Levin, M.W. Lomas, A.R. Moreno, D. Talmy, W. Wang and K. Matsumoto (2022). Marine phytoplankton  
1395 resilience may moderate oligotrophic ecosystem responses and biogeochemical feedbacks to climate change.  
1396 *Limnology and Oceanography* 67, S378-S389. <https://doi.org/10.1002/lno.12029>
- 1397 Mayor, D.J., W.C. Gentleman and T.R. Anderson (2020). Ocean carbon sequestration: Particle fragmentation by  
1398 copepods as a significant unrecognised factor? *Bioessays* 42(12), e2000149.  
1399 <https://doi.org/10.1002/bies.202000149>
- 1400 McDonnell, A. M. P., Boyd, P. W., & Buesseler, K. O. (2015). Effects of sinking velocities and microbial  
1401 respiration rates on the attenuation of particulate carbon fluxes through the mesopelagic zone. *Global*  
1402 *Biogeochemical Cycles*, 29(2), 175–193. <https://doi.org/10.1002/2014GB004935>
- 1403 Meyer, J., & Riebesell, U. (2015). Reviews and syntheses: Responses of coccolithophores to ocean  
1404 acidification: A meta-analysis. *Biogeosciences*, 12(6), 1671–1682. <https://doi.org/10.5194/bg-12-1671-2015>
- 1405 Middelburg, J. J., Soetaert, K., & Hagens, M. (2020). Ocean Alkalinity, Buffering and Biogeochemical  
1406 Processes. *Reviews of Geophysics*, 58(3). <https://doi.org/10.1029/2019RG000681>
- 1407 Millero, F. J., Lee, K., & Roche, M. (1998). Distribution of alkalinity in the surface waters of the major oceans.  
1408 *Marine Chemistry*, 60(1–2), 111–130. [https://doi.org/10.1016/S0304-4203\(97\)00084-4](https://doi.org/10.1016/S0304-4203(97)00084-4)
- 1409 Monteiro, F. M., Bach, L. T., Brownlee, C., Bown, P., Rickaby, R. E. M., Poulton, A. J., et al. (2016). Why  
1410 marine phytoplankton calcify. *Science Advances*, 2(7). <https://doi.org/10.1126/sciadv.1501822>
- 1411 Moran, M. A., Ferrer-González, F. X., Fu, H., Nowinski, B., Olofsson, M., Powers, M. A., et al. (2022). The  
1412 Ocean’s labile DOC supply chain. *Limnology and Oceanography*, 67(5), 1007–1021.  
1413 <https://doi.org/10.1002/lno.12053>
- 1414 Myksvoll, M., Sandø, A., Tjiputra, J., Samuelson, A., Yumruktepe, V., Li, C., Mousing, E., Bettencourt, J., &  
1415 Ottersen, G. (2023). Key physical processes and their model representation for projecting climate impacts on



1416 subarctic Atlantic net primary production: A synthesis. *Progress in Oceanography*, 217.  
1417 <https://doi.org/10.1016/j.pocean.2023.103084>  
1418 Nguyen, T. T. H., Zakem, E. J., Ebrahimi, A., Schwartzman, J., Caglar, T., Amarnath, K., et al. (2022).  
1419 Microbes contribute to setting the ocean carbon flux by altering the fate of sinking particulates. *Nature*  
1420 *Communications*, 13(1), 1–9. <https://doi.org/10.1038/s41467-022-29297-2>  
1421 Nowicki, M., DeVries, T., & Siegel, D. A. (2022). Quantifying the Carbon Export and Sequestration Pathways  
1422 of the Ocean’s Biological Carbon Pump. *Global Biogeochemical Cycles*, 36(3), 1–22.  
1423 <https://doi.org/10.1029/2021GB007083>  
1424 O’Connor MI, Piehler MF, Leech DM, Anton A, Bruno JF (2009). Warming and Resource Availability Shift  
1425 Food Web Structure and Metabolism. *PLoS Biology*, 7(8), e1000178.  
1426 <https://doi.org/10.1371/journal.pbio.1000178>  
1427 Paulmier, A., Kriest, I., & Oschlies, A. (2009). Stoichiometries of remineralisation and denitrification in global  
1428 biogeochemical ocean models. *Biogeosciences*, 6(5), 923–935. <https://doi.org/10.5194/bg-6-923-2009>  
1429 Paulsen, H., T. Ilyina, K.D. Six and I. Stemmler (2017). Incorporating a prognostic representation of marine  
1430 nitrogen fixers into the global ocean biogeochemical model HAMOCC. *Journal of Advances in Modeling*  
1431 *Earth Systems* 9(1), 438-464. <https://doi.org/10.1002/2016MS000737>  
1432 Petrik, C. M., Luo, J. Y., Heneghan, R. F., Everett, J. D., Harrison, C. S., & Richardson, A. J. (2022).  
1433 Assessment and constraint of mesozooplankton in CMIP6 Earth system models. *Global Biogeochemical*  
1434 *Cycles*, 36, e2022GB007367. <https://doi.org/10.1029/2022GB007367>  
1435 Pinti, J., DeVries, T., Norin, T., Serra-Pompei, C., Proud, R., Siegel, D. A., Kiørboe, T., Petrik, C. M.,  
1436 Andersen, K. H., Brierley, A. S., & Visser, A. W. (2023). Model estimates of metazoans’ contributions to  
1437 the biological carbon pump. *Biogeosciences*, 20, 997–1009, <https://doi.org/10.5194/bg-20-997-2023>  
1438 Planchat, A., Kwiatkowski, L., Bopp, L., Torres, O., Christian, J. R., Butenschön, M., Lovato, T., Séférian, R.,  
1439 Chamberlain, M. A., Aumont, O., Watanabe, M., Yamamoto, A., Yool, A., Ilyina, T., Tsujino, H.,  
1440 Krumhardt, K. M., Schwinger, J., Tjiputra, J., Dunne, J. P., & Stock, C. (2023). The representation of  
1441 alkalinity and the carbonate pump from CMIP5 to CMIP6 Earth system models and implications for the  
1442 carbon cycle, *Biogeosciences*, 20, 1195–1257, <https://doi.org/10.5194/bg-20-1195-2023>  
1443 Prairie, J. C., Montgomery, Q. W., Proctor, K. W., & Ghiorso, K. S. (2019). Effects of phytoplankton growth  
1444 phase on settling properties of marine aggregates. *Journal of Marine Science and Engineering*, 7(8).  
1445 <https://doi.org/10.3390/jmse7080265>  
1446 Ratnarajah, L., Abu-Alhaija, R., Atkinson, A. et al. (2023). Monitoring and modelling marine zooplankton in a  
1447 changing climate. *Nature Communications*, 14, 564. <https://doi.org/10.1038/s41467-023-36241-5>  
1448 Raymond, P. A., & Cole, J. J. (2003). Increase in the export of alkalinity from North America’s largest river.  
1449 *Science*, 301(5629), 88–91. <https://doi.org/10.1126/science.1083788>  
1450 Richon, C., & Tagliabue, A. (2021). Biogeochemical feedbacks associated with the response of micronutrient  
1451 recycling by zooplankton to climate change. *Global Change Biology*, 27(19), 4758–4770.  
1452 <https://doi.org/10.1111/gcb.15789>  
1453 Riebesell, U., & Wolf-Gladrow, D. A. (1992). The relationship between physical aggregation of phytoplankton  
1454 and particle flux: a numerical model. *Deep Sea Research Part A, Oceanographic Research Papers*, 39(7–8),  
1455 1085–1102. [https://doi.org/10.1016/0198-0149\(92\)90058-2](https://doi.org/10.1016/0198-0149(92)90058-2)  
1456 Riebesell, U., Schulz, K. G., Bellerby, R. G. J., Botros, M., Fritsche, P., Meyerhöfer, M., et al. (2007). Enhanced  
1457 biological carbon consumption in a high CO<sub>2</sub> ocean. *Nature*, 450(7169), 545–548.  
1458 <https://doi.org/10.1038/nature06267>  
1459 Rixen, T., Gaye, B., Emeis, K. C., & Ramaswamy, V. (2019). The ballast effect of lithogenic matter and its  
1460 influences on the carbon fluxes in the Indian Ocean. *Biogeosciences*, 16(2), 485–503.  
1461 <https://doi.org/10.5194/bg-16-485-2019>  
1462 Roberts, C. M., O’Leary, B. C., Mccauley, D. J., Cury, P. M., Duarte, C. M., Lubchenco, J., et al. (2017).  
1463 Marine reserves can mitigate and promote adaptation to climate change. *Proceedings of the National*  
1464 *Academy of Sciences of the United States of America*, 114(24), 6167–6175.  
1465 <https://doi.org/10.1073/pnas.1701262114>  
1466 Rohr, T., Richardson, A.J., Lenton, A. et al. (2023). Zooplankton grazing is the largest source of uncertainty for  
1467 marine carbon cycling in CMIP6 models. *Nature Communications Earth and Environment*, 4, 212.  
1468 <https://doi.org/10.1038/s43247-023-00871-w>  
1469 Rysgaard, S., Glud, R. N., Sejr, M. K., Bendtsen, J., & Christensen, P. B. (2007). Inorganic carbon transport  
1470 during sea ice growth and decay: A carbon pump in polar seas. *Journal of Geophysical Research: Oceans*,  
1471 112(3), 1–8. <https://doi.org/10.1029/2006JC003572>  
1472 Saba, G. K., Burd, A. B., Dunne, J. P., Hernández-León, S., Martin, A. H., Rose, K. A., et al. (2021). Toward a  
1473 better understanding of fish-based contribution to ocean carbon flux. *Limnology and Oceanography*, 66(5),  
1474 1639–1664. <https://doi.org/10.1002/lno.11709>

1475 Salter, M. A., Harborne, A. R., Perry, C. T., & Wilson, R. W. (2017). Phase heterogeneity in carbonate  
1476 production by marine fish influences their roles in sediment generation and the inorganic carbon cycle.  
1477 *Scientific Reports*, 7(1), 765. <https://doi.org/10.1038/s41598-017-00787-4>  
1478 Sauterey, B., Le Gland, G., Cermeño, P., Aumont, O., Lévy, M., & Vallina S. (2023). Phytoplankton adaptive  
1479 resilience to climate change collapses in case of extreme events – A modeling study. *Ecological Modelling*,  
1480 483, <https://doi.org/10.1016/j.ecolmodel.2023.110437>.  
1481 Schmidt, K., De La Rocha, C. L., Gallinari, M., & Cortese, G. (2014). Not all calcite ballast is created equal:  
1482 differing effects of foraminiferan and coccolith calcite on the formation and sinking of aggregates.  
1483 *Biogeosciences*, 11(1), 135–145. <https://doi.org/10.5194/bg-11-135-2014>  
1484 Schneider, B., Schlitzer, R., Fischer, G., & Nöthig, E. M. (2003). Depth-dependent elemental compositions of  
1485 particulate organic matter (POM) in the ocean. *Global Biogeochemical Cycles*, 17(2).  
1486 <https://doi.org/10.1029/2002gb001871>  
1487 Seferian, R., S. Berthet, A. Yool, J. Palmieri, L. Bopp, A. Tagliabue, L. Kwiatkowski, O. Aumont, J. Christian,  
1488 J. Dunne, M. Gehlen, T. Ilyina, J.G. John, H. Li, M.C. Long, J.Y. Luo, H. Nakano, A. Romanou, J.  
1489 Schwinger, C. Stock, Y. Santana-Falcon, Y. Takano, J. Tjiputra, H. Tsujino, M. Watanabe, T. Wu, F. Wu  
1490 and A. Yamamoto (2020). Tracking Improvement in Simulated Marine Biogeochemistry Between CMIP5  
1491 and CMIP6. *Current Climate Change Reports*, 6(3), 95–119. <https://doi.org/10.1007/s40641-020-00160-0>  
1492 Seifert, M., Nissen, C., Rost, B., & Hauck, J. (2022). Cascading effects augment the direct impact of CO<sub>2</sub> on  
1493 phytoplankton growth in a biogeochemical model. *Elementa: Science of the Anthropocene*, 10(1).  
1494 <https://doi.org/10.1525/elementa.2021.00104>  
1495 Seifert, M., Rost, B., Trimborn, S., & Hauck, J. (2020). Meta-analysis of multiple driver effects on marine  
1496 phytoplankton highlights modulating role of pCO<sub>2</sub>. *Global Change Biology*, 26(12), 6787–6804.  
1497 <https://doi.org/10.1111/gcb.15341>  
1498 Shen, Y., & Benner, R. (2020). Molecular properties are a primary control on the microbial utilization of  
1499 dissolved organic matter in the ocean. *Limnology and Oceanography*, 65(5), 1061–1071.  
1500 <https://doi.org/10.1002/lno.11369>  
1501 Sherman, E., J.K. Moore, F. Primeau and D. Tanouye (2016). Temperature influence on phytoplankton  
1502 community growth rates. *Global Biogeochemical Cycles* 30(4), 550–559.  
1503 <https://dx.doi.org/10.1002/2015GB005272>  
1504 Steinacher, M., Joos, F., Frölicher, T. L., Bopp, L., Cadule, P., Cocco, V., et al. (2010). Projected 21st century  
1505 decrease in marine productivity: A multi-model analysis. *Biogeosciences*, 7(3), 979–1005.  
1506 <https://doi.org/10.5194/bg-7-979-2010>  
1507 Steinberg, D. K., Carlson, C. A., Bates, N. R., Goldthwait, S. A., Madin, L. P., & Michaels, A. F. (2000).  
1508 Zooplankton vertical migration and the active transport of dissolved organic and inorganic carbon in the  
1509 Sargasso Sea. *Deep Sea Research Part I: Oceanographic Research Papers*, 47(1), 137–158.  
1510 [https://doi.org/10.1016/S0967-0637\(99\)00052-7](https://doi.org/10.1016/S0967-0637(99)00052-7)  
1511 Steinberg, D. K., Cope, J. S., Wilson, S. E., & Kobari, T. (2008). A comparison of mesopelagic  
1512 mesozooplankton community structure in the subtropical and subarctic North Pacific Ocean. *Deep-Sea*  
1513 *Research Part II: Topical Studies in Oceanography*, 55(14–15), 1615–1635.  
1514 <https://doi.org/10.1016/j.dsr2.2008.04.025>  
1515 Steinberg, D. K., Silver, M. W., & Pilskaln, C. H. (1997). Role of mesopelagic zooplankton in the community  
1516 metabolism of giant larvacean house detritus in Monterey Bay, California, United States. *Marine Ecology*  
1517 *Progress Series*, 147(1–3), 167–179. <https://doi.org/10.3354/meps147167>  
1518 Steinberg, D. K., Stamieszkin, K., Maas, A. E., Durkin, C. A., Estapa, M. L., Omand, M. M., et al. (2023). The  
1519 outsized role of salps in carbon export in the subarctic Northeast Pacific Ocean, *Global Biogeochemical*  
1520 *Cycles*, 37, e2022GB007523. <https://doi.org/10.1029/2022GB007523>  
1521 Stemann, L., Jackson, G. A., & Gorsky, G. (2004). A vertical model of particle size distributions and fluxes in  
1522 the midwater column that includes biological and physical processes - Part II: Application to a three year  
1523 survey in the NW Mediterranean Sea. *Deep-Sea Research Part I: Oceanographic Research Papers*, 51(7),  
1524 885–908. <https://doi.org/10.1016/j.dsr.2004.03.002>  
1525 Stukel, M. R., Décima, M., & Landry, M. R. (2022). Quantifying biological carbon pump pathways with a data-  
1526 constrained mechanistic model ensemble approach. *Biogeosciences*, 19, 3595–3624,  
1527 <https://doi.org/10.5194/bg-19-3595-2022>  
1528 Subhas, A. V., Dong, S., Naviaux, J. D., Rollins, N. E., Ziveri, P., Gray, W., et al. (2022). Shallow Calcium  
1529 Carbonate Cycling in the North Pacific Ocean. *Global Biogeochemical Cycles*, 36(5), 1–22.  
1530 <https://doi.org/10.1029/2022GB007388>  
1531 Sulpis, O., Jeansson, E., Dinauer, A., Lauvset, S. K., & Middelburg, J. J. (2021). Calcium carbonate dissolution  
1532 patterns in the ocean. *Nature Geoscience*, 14(6), 423–428. <https://doi.org/10.1038/s41561-021-00743-y>  
1533 Suttle, C. A. (2007). Marine viruses - Major players in the global ecosystem. *Nature Reviews Microbiology*,  
1534 5(10), 801–812. <https://doi.org/10.1038/nrmicro1750>

1535 Tagliabue, A., N. Barrier, H. Du Pontavice, L. Kwiatkowski, O. Aumont, L. Bopp, W.W.L. Cheung, D. Gascuel  
1536 and O. Maury (2020). An iron cycle cascade governs the response of equatorial Pacific ecosystems to  
1537 climate change. *Global Change Biology*, 26(11), 6168–6179. <https://doi.org/10.1111/gcb.15316>  
1538 Takeuchi, M., Doubell, M. J., Jackson, G. A., Yukawa, M., Sagara, Y., & Yamazaki, H. (2019). Turbulence  
1539 mediates marine aggregate formation and destruction in the upper ocean. *Scientific Reports*, 9(1), 1–8.  
1540 <https://doi.org/10.1038/s41598-019-52470-5>  
1541 Tamburini, C., Boutrif, M., Garel, M., Colwell, R. R., & Deming, J. W. (2013). Prokaryotic responses to  
1542 hydrostatic pressure in the ocean - a review. *Environmental Microbiology*, 15(5), 1262–1274.  
1543 <https://doi.org/10.1111/1462-2920.12084>  
1544 Tang, W., Llort, J., Weis, J., Perron, M. M. G., Basart, S., Li, Z., et al. (2021). Widespread phytoplankton  
1545 blooms triggered by 2019–2020 Australian wildfires. *Nature*, 597(7876), 370–375.  
1546 <https://doi.org/10.1038/s41586-021-03805-8>  
1547 Tanioka, T., Matsumoto, K., & Lomas, M. W. (2021). Drawdown of Atmospheric pCO<sub>2</sub> Via Variable Particle  
1548 Flux Stoichiometry in the Ocean Twilight Zone. *Geophysical Research Letters*, 48(22).  
1549 <https://doi.org/10.1029/2021GL094924>  
1550 Taucher, J., and Oschlies, A. (2011), Can we predict the direction of marine primary production change under  
1551 global warming? *Geophysical Research Letters*, 38, L02603. <https://doi.org/10.1029/2010GL045934>  
1552 Taylor, G. T., Thunell, R., Varela, R., Benitez-Nelson, C., & Scranton, M. I. (2009). Hydrolytic ectoenzyme  
1553 activity associated with suspended and sinking organic particles within the anoxic Cariaco Basin. *Deep-Sea*  
1554 *Research Part I: Oceanographic Research Papers*, 56(8), 1266–1283.  
1555 <https://doi.org/10.1016/j.dsr.2009.02.006>  
1556 Terhaar, J., J.C. Orr, C. Ethé, P. Regnier and L. Bopp (2019). Simulated Arctic Ocean Response to Doubling of  
1557 Riverine Carbon and Nutrient Delivery. *Global Biogeochemical Cycles* 33(8), 1048-1070.  
1558 <https://doi.org/10.1029/2019GB006200>  
1559 Tian, R. C., Deibel, D., Rivkin, R. B., & Vézina, A. F. (2004). Biogenic carbon and nitrogen export in a deep-  
1560 convection region: Simulations in the Labrador Sea. *Deep-Sea Research Part I: Oceanographic Research*  
1561 *Papers*, 51(3), 413–437. <https://doi.org/10.1016/j.dsr.2003.10.015>  
1562 Trudnowska, E., Lacour, L., Ardyna, M., Rogge, A., Irisson, J. O., Waite, A. M., et al. (2021). Marine snow  
1563 morphology illuminates the evolution of phytoplankton blooms and determines their subsequent vertical  
1564 export. *Nature Communications*, 12(1), 1–13. <https://doi.org/10.1038/s41467-021-22994-4>  
1565 Ward BA & Follows MJ. (2016). Marine mixotrophy increases trophic transfer efficiency, mean organism size,  
1566 and vertical carbon flux. *PNAS*. 2016;113:2958–63. <https://doi.org/10.1073/pnas.1517118113>  
1567 Weber, T., & Bianchi, D. (2020). Efficient Particle Transfer to Depth in Oxygen Minimum Zones of the Pacific  
1568 and Indian Oceans. *Frontiers in Earth Science*, 8, 1–11. <https://doi.org/10.3389/feart.2020.00376>  
1569 Wenley, J., Currie, K., Lockwood, S., Thomson, B., Baltar, F., & Morales, S. E. (2021). Seasonal Prokaryotic  
1570 Community Linkages Between Surface and Deep Ocean Water. *Frontiers in Marine Science*, 8, 1–10.  
1571 <https://doi.org/10.3389/fmars.2021.659641>  
1572 White, M. M., Waller, J. D., Lubelczyk, L. C., Drapeau, D. T., Bowler, B. C., Balch, W. M., & Fields, D. M.  
1573 (2018). Coccolith dissolution within copepod guts affects fecal pellet density and sinking rate. *Scientific*  
1574 *Reports*, 8(1), 9758. <https://doi.org/10.1038/s41598-018-28073-x>  
1575 Wilson, J. D., Barker, S., & Ridgwell, A. (2012). Assessment of the spatial variability in particulate organic  
1576 matter and mineral sinking fluxes in the ocean interior: Implications for the ballast hypothesis. *Global*  
1577 *Biogeochemical Cycles*, 26(4), 1–15. <https://doi.org/10.1029/2012GB004398>  
1578 Wilson, R. W., Millero, F. J., Taylor, J. R., Walsh, P. J., Christensen, V., Jennings, S., & Grosell, M. (2009).  
1579 Contribution of Fish to the Marine Inorganic Carbon Cycle. *Science*, 323(5912), 359–362.  
1580 <https://doi.org/10.1126/science.1157972>  
1581 Wolf-Gladrow, D. A., Zeebe, R. E., Klaas, C., Körtzinger, A., & Dickson, A. G. (2007). Total alkalinity: The  
1582 explicit conservative expression and its application to biogeochemical processes. *Marine Chemistry*, 106,  
1583 287–300. <https://doi.org/10.1016/j.marchem.2007.01.006>  
1584 Woosley, R. J., Millero, F. J., & Grosell, M. (2012). The solubility of fish-produced high magnesium calcite in  
1585 seawater. *Journal of Geophysical Research: Oceans*, 117(4), 1–5. <https://doi.org/10.1029/2011JC007599>  
1586 Wrightson, L. and A. Tagliabue (2020). Quantifying the Impact of Climate Change on Marine Diazotrophy:  
1587 Insights From Earth System Models. *Frontiers in Marine Science*, 7.  
1588 <https://doi.org/10.3389/fmars.2020.00635>  
1589 Wrightson, L., Yang, N., Mahaffey, C., Hutchins, D. A., & Tagliabue, A. (2022). Integrating the impact of  
1590 global change on the niche and physiology of marine nitrogen-fixing cyanobacteria. *Global Change Biology*,  
1591 28(23), 7078–7093. <https://doi.org/10.1111/gcb.16399>  
1592 Xiao, Y., & Friedrichs, M. A. M. (2014). Using biogeochemical data assimilation to assess the relative skill of  
1593 multiple ecosystem models in the Mid-Atlantic Bight: Effects of increasing the complexity of the planktonic  
1594 food web. *Biogeosciences*, 11(11), 3015–3030. <https://doi.org/10.5194/bg-11-3015-2014>

1595 Yamamoto, A., T. Hajima, D. Yamazaki, M. Noguchi Aita, A. Ito and M. Kawamiya (2022). Competing and  
1596 accelerating effects of anthropogenic nutrient inputs on climate-driven changes in ocean carbon and oxygen  
1597 cycles. *Science Advances* 8(26). <https://doi.org/10.1126/sciadv.abl9207>  
1598 Yao, W., Kvale, K. F., Koeve, W., Landolfi, A., Achterberg, E., Bertrand, E. M., & Oschlies, A. (2022).  
1599 Simulated future trends in marine nitrogen fixation are sensitive to model iron implementation. *Global*  
1600 *Biogeochemical Cycles*, 36, e2020GB006851. <https://doi.org/10.1029/2020GB006851>  
1601 Yebra, L., Almeida, C., & Hernández-León, S. (2005). Vertical distribution of zooplankton and active flux  
1602 across an anticyclonic eddy in the Canary Island waters. *Deep-Sea Research Part I: Oceanographic Research*  
1603 *Papers*, 52(1), 69–83. <https://doi.org/10.1016/j.dsr.2004.08.010>  
1604  
1605